

ACC CAROLINA

FOOTBALL

2015 GAME 14 - BAYLOR

NORTH CAROLINA

Record: 11-2 overall (8-0 ACC, 1st Coastal)

Head Coach: Larry Fedora (Austin College '85)

Twitter: @CoachFedora

Fedora's Overall Record: 66-38, eighth season
Fedora's Record at UNC: 32-19, fourth season



BAYLOR

Record: 9-3 overall (6-3 Big 12, 4th)

Head Coach: Art Briles

Overall Record: 98-65, 13th season

Record at Baylor: 64-37, eighth season



BROADCAST INFORMATION

Kickoff: 5:30 p.m.

ESPN: Mike Patrick, play-by-play; Ed Cunningham, analyst; Dr. Jerry Punch

Tar Heel Sports Network: Jones Angell, play-by-play; Ethan Albright, analyst; Lee Pace, sideline

Website: A live radio broadcast of the Tar Heel Sports Network is available on UNC's official athletic website, GoHeels.com.

Online Information: GoHeels.com (North Carolina); BaylorBears.com (Baylor)

UNC SOCIAL MEDIA HUB

Hashtags: #GoHeels, #GotYourBack, #BeatBaylor

Twitter: @TarHeelFootball

Instagram: TarHeelFootball

Facebook: www.facebook.com/tarheels

YouTube:

www.youtube.com/UNCTarHeelsAthletics

NORTH CAROLINA QUICK FACTS

Location: Chapel Hill, N.C.

Enrollment: 18,370 (undergraduate)

Founded: 1789

Nickname: Tar Heels

School Colors: Carolina Blue & White

Stadium (capacity): Kenan Stadium (63,000)

Surface: Natural Grass

Conference: Atlantic Coast

Chancellor: Carol L. Folt

Athletic Director: Bubba Cunningham



QUICK HITS

🏈 This marks the first time UNC has played in a bowl game in which both teams are ranked since the 1996 Gator Bowl when the No. 10 Tar Heels beat No. 25 West Virginia.

🏈 Carolina leads the nation with 7.33 yards per play. Baylor is second at 7.25.

🏈 Marquise Williams is just the fifth quarterback in ACC history with 2,000 career rushing yards. Williams ranks 12th in UNC history with 2,377 yards. He is fourth all-time at UNC with 33 rushing scores.

🏈 Williams has been responsible for a school-record 94 career touchdowns, which ranks third in ACC history. Williams has rushed for 33 scores (UNC record for QB), passed for 58 and has three receiving TDs. Only Tajh Boyd (133) of Clemson and Philip Rivers (112) of NCSU have been responsible for more in the ACC.

🏈 Williams has a school-record 10,099 total yards of offense, which ranks fifth in ACC history. He is 265 yards shy of moving past Virginia Tech's Logan Thomas for fourth place.

🏈 Tailback Elijah Hood has 17 rushing touchdowns, which ranks second in the league. He is second in the ACC with 103.5 rushing yards per game and is the 16th 1,000-yard rusher in school history (1,345).

🏈 Carolina leads the ACC and ranks eighth in the country in passes defensed (61 pass breakups, 16 interceptions).

🏈 Cornerback M.J. Stewart leads the ACC in passes defensed per game (1.64 per game, 14 PBU's, 4 INTs in 11 games) and cornerback Des Lawrence ranks third with 1.23 per game (14 PBU's, 2 INTs)

🏈 Eleven current Tar Heels have made 20-or-more career starts. Quinshad Davis leads the way with 46, followed by OG Landon Turner (41), OT Jon Heck (37), LB Jeff Schoettmer (37) and OG Caleb Peterson (36).

🏈 Carolina ranks 11th in the country in scoring offense (40.9) and 35th in scoring defense (22.6).

🏈 Carolina is one of just 11 teams in the country averaging more than 200 yards per game rushing (222.9) and 250 passing (264.0).















🏈 All-America guard Landon Turner will make his 42nd career start against Baylor. Turner has graded out at 90 percent or higher in 11 of 13 games this season.

🏈 Last season, North Carolina made just six field goals and none longer than 30 yards. This season, kicker Nick Weiler has made 19 of 22 attempts, including four from 46 yards-or-longer. Weiler has 119 points, which is seven shy of the school record set by Don McCauley (126) in 1970.



ACC

2015 CAROLINA FOOTBALL SCHEDULE

DAY	DATE	OPPONENT	SITE	RESULT, TIME, TV	SPECIAL EVENT
	Thurs. Sept. 3	vs. South Carolina	Charlotte, N.C.	L, 17-13, 6 p.m., ESPN	Belk College Kickoff
■ <i>The inaugural Belk College Kickoff featured a border battle between the Tar Heels and Gamecocks.</i>					
	Sat. Sept. 12	North Carolina A&T	Chapel Hill, N.C.	W, 53-14, 6 p.m., ESPN3	
■ <i>Carolina's first game against the Aggies. A&T is coached by UNC alum Rod Broadway.</i>					
	Sat. Sept. 19	Illinois	Chapel Hill, N.C.	W, 48-14, Noon, ESPN2	Monogram Day
■ <i>Tar Heels improve to 3-0 all-time against the Fighting Illini.</i>					
	Sat. Sept. 26	Delaware	Chapel Hill, N.C.	W, 41-14, 12:30 p.m., RSN	Family Weekend
■ <i>Tar Heels improve to 3-1 overall as Mitch Trubisky comes off the bench and throws four touchdowns.</i>					
	Sat. Oct. 3	at Georgia Tech *	Atlanta, Ga.	W, 38-31, 3:30 p.m., ESPNU	
■ <i>Carolina wins at Bobby Dodd Stadium for first time since 1997.</i>					
	Sat. Oct. 17	Wake Forest *	Chapel Hill, N.C.	W, 50-14, 7 p.m., RSN	Employee Appreciation Day
■ <i>Tar Heels start slow but explode for biggest win (36 points) in ACC play since Duke game in 2000.</i>					
	Sat. Oct. 24	Virginia *	Chapel Hill, N.C.	W, 26-13, 3:30 p.m., RSN	Rams Club Day
■ <i>Carolina has now won six straight in the series for the first time since winning nine in a row from 1974-82.</i>					
	Thurs. Oct. 29	at No. 23 Pittsburgh *	Pittsburgh, Pa.	W, 26-19, 7 p.m., ESPN	
■ <i>No. 23 Pitt is the highest ranked team Tar Heels have beaten since 2001 at No. 13 Clemson.</i>					
	Sat. Nov. 7	Duke *	Chapel Hill, N.C.	W, 66-31, Noon, ESPN2	Homecoming
■ <i>Marquise Williams sets school records for passing (494), total yards of offense (524) and total yards against one opponent (1,265).</i>					
	Sat. Nov. 14	Miami *	Chapel Hill, N.C.	W, 59-21, 3:30 p.m., ESPNU	Military Appreciation/Senior Day
■ <i>Carolina sets ACC record for points in back-to-back games with 125.</i>					
	Sat. Nov. 21	at Virginia Tech *	at Blacksburg, Va.	W, 30-27 (OT), Noon, ESPN	
■ <i>Carolina clinches the Coastal Division with a thrilling overtime win in Frank Beamer's last home game at Virginia Tech.</i>					
	Sat. Nov. 28	at NC State *	Raleigh, N.C.	W, 45-34, 3:30 p.m., ABC/ESPN2	
■ <i>Carolina scores TDs on its first five possessions and Elijah Hood rushes for 220 yards.</i>					
	Sat. Dec. 5	ACC Championship Game vs. No. 1 Clemson	Charlotte, N.C.	L, 45-37, 8 p.m. (ABC)	
■ <i>Carolina earns first ACC title game appearance, but comes up short to No. 1-ranked Tigers.</i>					
	Tues. Dec. 29	Russell Athletic Bowl Game vs. Baylor	Orlando, Fla.	5:30 p.m. (ESPN)	
■ <i>Tar Heels playing first bowl game in Orlando and first in Florida since 1998.</i>					

2015 FOOTBALL LETTERMEN

Letterwinners Returning (45): S Allen Artis, DE Mikey Bart, TB Charles Brunson, LB Cayson Collins, C Lucas Crowley, OG Will Dancy, CB Kedrick Davis, WR Quinshad Davis, DE Dajaun Drennon, OT John Ferranto, TB Khris Francis, DE Junior Gnonkonde, S Dominique Green, OT Jon Heck, WR Mack Hollins, TB Elijah Hood, WR Bug Howard, LB Joe Jackson, CB T.J. Jiles, DT Nazair Jones, CB Des Lawrence, TB T.J. Logan, LB Dan Mastromatteo, S Donnie Miles, TB Romar Morris, OG Caleb Peterson, DT Tyler Powell, OT R.J. Prince, WR Austin Proehl, LB Shakeel Rashad, DE Jessie Rogers, LB Jeff Schoettmer, S Malik Simmons, WR Kendrick Singleton, S Sam Smiley, OT Bentley Spain, CB M.J. Stewart, WR Ryan Switzer, DT Justin Thomason, QB Mitch Trubisky, OG Landon Turner, CB Brian Walker, WR Damien Washington, PK Nick Weiler, QB Marquise Williams

Letterwinners Lost (20): TE Eric Albright, DT Devonte Brown, DT Allen Champagne, OG Jared Cohen, DT Ethan Farmer, RB Connor Gonet, P Tommy Hibbard, OT Kiaro Holts, LB Travis Hughes, S Ryan Mangum, DS Alex Marrs, PK Thomas Moore, LB Norkeithus Otis, S Tim Scott, C Arien Smith, LB Nathan Staub, TE Jack Tabb, WR T.J. Thorpe, LB Tyrell Tomlin, FB Carson Wooten

Offensive lettermen returning (22): TB Charles Brunson, C Lucas Crowley, OG Will Dancy, WR Quinshad Davis, OT John Ferranto, TB Khris Francis, OT Jon Heck, WR Mack Hollins, TB Elijah Hood, WR Bug Howard, TB T.J. Logan, TB Romar Morris, OG Caleb Peterson, OT R.J. Prince, WR Austin Proehl, WR Kendrick Singleton, OT Bentley Spain, WR Ryan Switzer, QB Mitch Trubisky, OG Landon Turner, WR Damien Washington, QB Marquise Williams

Defensive lettermen returning (22): S Allen Artis, DE Mikey Bart, LB Cayson Collins, CB Kedrick Davis, DE Dajaun Drennon, DE Junior Gnonkonde, S Dominique Green, LB Joe Jackson, CB T.J. Jiles, DT Nazair Jones, CB Des Lawrence, LB Dan Mastromatteo, S Donnie Miles, DT Tyler Powell, LB Shakeel Rashad, DE Jessie Rogers, LB Jeffrey Schoettmer, S Malik Simmons, S Sam Smiley, CB M.J. Stewart, DT Justin Thomason, CB Brian Walker

Offensive lettermen lost (8): TE Eric Albright, OG Jared Cohen, RB Connor Gonet, OT Kiaro Holts, C Arien Smith, TE Jack Tabb, WR T.J. Thorpe, FB Carson Wooten

Defensive lettermen lost (9): DT Devonte Brown, DT Allen Champagne, DT Ethan Farmer, LB Travis Hughes, S Ryan Mangum, LB Norkeithus Otis, S Tim Scott, LB Nathan Staub, LB Tyrell Tomlin

Offensive starters returning (10): C Lucas Crowley, WR Quinshad Davis, OT John Ferranto, OT Jon Heck, WR Mack Hollins, TB T.J. Logan, OG Caleb Peterson, WR Ryan Switzer, OG Landon Turner, QB Marquise Williams

Offensive starters lost (1): TE Jack Tabb

Defensive starters returning (7): DE Dajaun Drennon, S Dominique Green, CB Des Lawrence, LB Jeffrey Schoettmer, S Malik Simmons, DT Justin Thomason, CB Brian Walker.

Defensive starters lost (4): DT Ethan Farmer, LB Travis Hughes, B Norkeithus Otis, S Tim Scott

Specialists returning (1): PK Nick Weiler

Specialists lost (3): P Tommy Hibbard, DS Alex Marrs, PK Thomas Moore

FOOTBALL STAFF

Head Coach

Larry Fedora (Austin College '85)

Offensive Staff (f-field level; pb-press box level)

Co-Offensive Coordinator/WRs: Gunter Brewer (f)

QBs/Recruiting Coordinator: Keith Heckendorf (f)

Associate HC/Co-Offensive Coordinator/OL:

Chris Kapilovic (f)

RBs/Special Teams Coordinator: Larry Porter (f)

Graduate Assistant: Andrew Mitchell

Graduate Assistant (STs): Jonathan Rutledge

Quality Control: Clay Browning

Defensive Staff

Defensive Coordinator: Gene Chizik (pb)

Linebackers: John Papuchis (pb)

Defensive Line: Tray Scott (f)

Defensive Backs: Charlton Warren (f)

Graduate Assistant: Cameron O'Neal

Graduate Assistant: Ryan Sims

Quality Control: Tony Gilbert

Strength & Conditioning

Head S&C Coach: Lou Hernandez

Assistant S&C Coach: Zack Womack

Assistant S&C Coach: Simon Haake

Assistant S&C Coach: Dean Moege

S&C Assistant: A.J. Blue

Administrative Assistants

Exec. Assistant to Larry Fedora: Melinda Anderson

Administrative Assistant/Recruiting: Ryan Mills

Administrative Assistant/Coaches: Teresa Vanderford

Administrative Assistant: Courtney Farrington

Administrative Assistant: Dawn Williams

Equipment Staff

Equipment Manager/Business Ops: Dominic Morelli

Assistant Equipment Manager: Jason Freeman

Assistant Equipment Manager: Travis Hippi

Operations

Associate A.D./Football: Corey Holliday

Director of Football Operations: Joe Haydon

Director of Kenan Football Center: James Spurling

Director of Student-Athlete Development:

Ochuko Jenije

Operations Assistant: Andrew Steele

Player Personnel

Director of High School Relations: Jason Tudryn

Director of Player Personnel: Rory Pommerening

Sports Medicine

Head Athletic Trainer for Football: Kenny Boyd

Staff Athletic Trainer: Manny Andreoulakis

Staff Athletic Trainer: Luke Ross

Nutritionist: Kelcee Gomes

Nutritionist: Rachel Stratton

Graduate Assistant Athletic Trainer: David Minberg

Graduate Assistant Athletic Trainer: Julia Ford

Video & Technology

Director of Video & Technology: Chris Luke

IT Services: Andrew Gibson


Assistant Video Director: Darryl Sanders

Special Projects/Graphics: Jordan Sain

Communications

Assistant A.D. for Communications: Kevin Best

Assistant Communications Director: Bobby Hundley



Elijah Hood

GAME PREVIEW

Atlantic Coast Conference Coastal Division champion North Carolina will face Baylor of the Big 12 Conference in the 2015 Russell Athletic Bowl on Tuesday, Dec. 29, at 5:30 p.m. The game will be played in Orlando's Citrus Bowl Stadium and will be televised nationally by ESPN. This is the first time the two schools have met on the gridiron.

Both teams enter the game ranked in the Associated Press Top 25 poll. The Tar Heels (11-2, 8-0 ACC) are No. 10 and Baylor (9-3, 6-3 Big 12) is No. 17. This marks the first time UNC has played in a bowl game in which both teams are ranked since the 1996 Gator Bowl when the No. 10 Tar Heels beat No. 25 West Virginia.

Carolina and Baylor boast two of nation's most prolific offenses. The Tar Heels lead the nation in yards per play (7.33), followed closely by Baylor (7.25). The Bears lead the nation in scoring offense, averaging 48.0 points per game, while Carolina is No. 11 at 40.9. Both teams are averaging more than 485 yards per game.

11-WIN SEASON

For just the fourth time in school history North Carolina has won 11 games. The last time was 1997. Carolina won 11 games in 1997, 1980 and 1972. UNC has never won 12 games in a season. It is also the first time Carolina has ever won 11 straight games in the same season. The only winning streak longer was a 14-game streak in 1898 and 1899. UNC won all nine games in 1898 and then started with five consecutive wins in 1899 before a tie with North Carolina A&M.

RUSSELL ATHLETIC BOWL NOTES

■ North Carolina is playing in Orlando's Russell Athletic Bowl for the first time. However, in 1995, North Carolina defeated Arkansas, 20-10, in the 1995 Carquest Bowl in Miami, the forerunner to the current Russell Athletic Bowl.

■ This year's Russell Athletic Bowl marks just the second matchup between teams with a combined 20 wins (2013-Louisville, Miami).

■ Carolina is the 31st ACC team to play in an Orlando bowl game and/or the Russell Athletic Bowl (24th in Orlando, 22nd in RAB, 15th in both).

■ Carolina is the first ACC team to play in the Russell Athletic Bowl (either Orlando or Miami) and finish the ACC regular season undefeated (8-0).

■ Carolina is the first ACC team since 1991 (Clemson) to play in an Orlando bowl game after completing an undefeated regular season conference schedule.

■ Carolina is the fourth ACC team to play in an Orlando bowl game after completing an undefeated regular season conference schedule (1983-Maryland, 1990-Georgia Tech, 1991-Clemson).

FLORIDA CONNECTIONS

■ North Carolina has 12 scholarship players from the state of Florida: freshman tight end Jake Bargas (Boca Raton), junior center Lucas Crowley (Ponte Vedra), junior offensive tackle Jon Heck (Jacksonville), junior linebacker Joe Jackson (Jacksonville), senior cornerback T.J. Jiles (Cape Coral), senior linebacker Shakeel Rashad (Jacksonville), senior cornerback Malik Simmons (Lehigh Acres), senior tight end Kendrick Singleton (Macclenny), senior defensive back Sam Smiley (Jacksonville), freshman linebacker Andre Smith (Jacksonville), freshman defensive lineman Jason Strowbridge (Deerfield Beach) and freshman offensive tackle William Sweet (Jacksonville).

MARQUISE WILLIAMS IN THE RECORD BOOK

TOTAL OFFENSE

CAREER

Rk.	Name, Pos., Years	Yards
1.	Marquise Williams, QB, 2012-present	10,099
2.	Darian Durant, QB, 2001-04	9,630
3.	T.J. Yates, QB, 2007-10	9,044
4.	Bryn Renner, QB, 2010-13	8,128
5.	Ronald Curry, QB, 1998-2001	6,236

SEASON

Rk.	Name, Year	Yards
1.	Marquise Williams, 2014	3,856
2.	Marquise Williams, 2015	3,696
3.	Bryn Renner, 2012	3,394
4.	T.J. Yates, 2010	3,341
5.	Bryn Renner, 2011	2,998

GAME

Rk.	Name, Opponent, Year	Yards
1.	Marquise Williams vs. Duke, 2015	524
2.	Marquise Williams vs. Old Dominion, 2013	469
3.	Marquise Williams vs. Georgia Tech, 2014	463
4.	T.J. Yates vs. Florida State, 2010	443
5.	Marquise Williams vs. Notre Dame, 2014	435
6.	Darian Durant vs. Arizona State, 2002	426
7.	Mark Maye vs. Georgia Tech, 1987	420
8.	Gayle Bomar vs. Wake Forest, 1968	416
9.	Ronald Curry vs. Georgia Tech, 2000	400
10.	Marquise Williams vs. Pittsburgh, 2014	398

TOTAL PLAYS

CAREER

Rk.	Name, Pos., Year	Plays
1.	T.J. Yates, QB, 2007-10	1,497
2.	Darian Durant, QB, 2001-04	1,475
3.	Marquise Williams, QB, 2012-present	1,457
4.	Bryn Renner, QB, 2010-13	1,169
5.	Ronald Curry, QB, 1998-2001	1,043

PASSING YARDS

CAREER

Rk.	Name, Years	Yards
1.	T.J. Yates, 2007-10	9,377
2.	Darian Durant, 2001-04	8,755
3.	Bryn Renner, 2010-13	8,221
4.	Marquise Williams, 2012-present	7,722
5.	Ronald Curry, 1998-2001	4,987

PASSING TOUCHDOWNS

CAREER

Rk.	Name, Years	TDs
1.	Darian Durant, 2001-04	.68
2.	Bryn Renner, 2010-13	.64
3.	T.J. Yates, 2007-10	.58
4.	Marquise Williams, 2012-present	.58
5.	Chris Keldorf, 1996-97	.35

COMPLETIONS

CAREER

Rk.	Name, Years	Comp.
1.	T.J. Yates, 2007-10	.795
2.	Darian Durant, 2001-04	.701
3.	Bryn Renner, 2010-13	.668
4.	Marquise Williams, 2012-present	.603
5.	Jason Stanicek, 1991-94	.372

CAREER RUSHING TOUCHDOWNS BY ACC QBs

Rk.	Name, School, Years	Touchdowns
1.	Tevin Washington, Georgia Tech, 2009-12	38
2.	Joshua Nesbitt, Georgia Tech, 2007-10	35
3.	Marquise Williams, UNC, 2012-present	33
4.	Brandon Connette, Duke, 2011-13	31
5.	Larry Russell, Wake Forest, 1969-71	29

■ Carolina has played eight postseason bowl games in Florida with seven of those occurring in Jacksonville and one in Miami. The most recent UNC bowl game in Florida was the 1998 Gator Bowl victory over Virginia Tech.

CAROLINA'S BOWL GAME HISTORY

■ The Russell Athletic Bowl is Carolina's 32nd postseason bowl game and seventh in the last eight years. The Tar Heels are 14-17 all-time in bowl games. Carolina's 32 bowl games ranks fifth among ACC schools.

■ Carolina has played in a bowl game in six of the last seven years. Due to NCAA sanctions, the Tar Heels were ineligible to compete in 2012 despite an 8-4 record.

■ Orlando will be the Tar Heels' 15th different bowl city. UNC is 5-2 in Jacksonville (Gator), 2-2 in El Paso (Sun), 1-0 in Houston (Bluebonnet), 1-0 in Las Vegas (Las Vegas), 1-0 in Miami (Carquest), 1-0 in Memphis (Liberty), 1-0 in Nashville (Music City), 2-3 in Atlanta (Peach/Chick-fil-A), 0-1 in Detroit (Quick Lane), 0-1 in Dallas (Cotton), 0-1 in Honolulu (Aloha), 0-1 in Shreveport (Independence), 0-2 in New Orleans (Sugar) and 1-3 in Charlotte (Continental Tire/Meineke/Belk).

HISTORY OF THE RUSSELL ATHLETIC BOWL

Originally titled the Blockbuster Bowl, the game was born in Miami, Florida, in 1990 and thrived in its first year with a marquee matchup between Penn State and Florida State which drew more than 74,000 fans. Over the next 11 years, however, the game's attendance dwindled, and it became apparent that the game would not survive in south Florida.

Sensing a unique opportunity to bring a second bowl game to Orlando, then Florida Citrus Sports (FCSports) Executive Director Chuck Rohe and the Board of Directors initiated a process of obtaining the bowl's certification. The first game was called the Tangerine Bowl, a tribute to the name of Orlando's original bowl game (now the Buffalo Wild Wings Citrus Bowl).

With each successive year in Orlando, the bowl has continued to make strides, at one point posting eight consecutive years of attendance increases (a standing record among bowl games). That growth reached a crescendo in 2011, the last game under the Champs Sports Bowl name, when Florida State and Notre Dame played before a sold-out crowd of 68,305. Over the past five years, the bowl has averaged just shy of 55,000 fans per game.

The game's place in the postseason lineup has also improved significantly over its time in Orlando. In the new College Football Playoff era, the bowl will match the top selection from the ACC (inclusive of Notre Dame) outside of the CFP series against the second selection from the Big 12 outside of the CFP series.

In early 2012, Russell Athletic signed an agreement with Florida Citrus Sports to be the new title sponsor of the game through 2017.

THE NATION'S MOST IMPROVED DEFENSE

Comparing UNC Defense in 2014, 2015

Category	2014	2015
Points Per Game	39.0	22.6
Yards Per Game	497.8	411.3
Passing Yards Per Game	257.4	194.5
Rushing Yards Per game	240.5	216.8
Third-Down Conversions	49%	43%

Most Improved Teams - Scoring Defense (points per game)

Rk.	Team	2014	2015	Difference
1.	North Carolina	39.0	22.6	-16.4
2.	Georgia State	43.3	28.4	-14.9
3.	Western Kentucky	39.9	25.2	-14.7
4.	Vanderbilt	33.3	21	-12.3
5.	Colorado	39.0	27.5	-11.5

Most Improved Team - Total Defense (yards per game)

Rk.	Team	2014	2015	Difference
1.	Western Kentucky	509.9	390.5	-119.4
2.	Illinois	456.4	350.8	-105.6
3.	Southern Mississippi	451.4	364.1	-87.3
4.	New Mexico	519.0	431.9	-87.1
5.	North Carolina	497.8	411.3	-86.5

CAROLINA RECORD BOOK

RECEIVING YARDS

CAREER

Rk.	Name, Years	Yards
1.	Hakeem Nicks, 2006-08	*2,840
2.	Quinshad Davis, 2012-present	2,554
3.	Corey Holliday, 1989-93	2,447
4.	Octavus Barnes, 1994-97	2,398
5.	Sam Aiken, 1999-2002	2,205
6.	Dwight Jones, 2008-11	2,163
7.	Na Brown, 1995-98	2,086
8.	Erik Highsmith, 2009-12	2,047
9.	L.C. Stevens, 1995-98	2,002
10.	Jarwarski Pollock, 2002-05	1,958

*Participation in 2008 season later vacated due to NCAA penalty

RECEPTIONS

CAREER

Rk.	Name, Years	Rec.
1.	Quinshad Davis, 2012-present	199
2.	Hakeem Nicks, 2006-08	*181
3.	Jarwarski Pollock, 2002-05	177
4.	Erik Highsmith, 2009-12	166
5.	Na Brown, 1995-98	165
6.	Corey Holliday, 1989-93	155
7.	Dwight Jones, 2008-11	152
8.	Leon Johnson, 1993-96	151
9.	Sam Aiken, 1999-2002	146
10.	Kory Bailey, 1998-2001	139

*Participation in 2008 season later vacated due to NCAA penalty

RECEIVING TOUCHDOWNS

CAREER

Rk.	Name, Years	TDs
1.	Quinshad Davis, 2012-present	25
2.	Hakeem Nicks, 2006-08	*21
3.	Octavus Barnes, 1994-97	19
4.	Art Weiner, 1946-49	18
5.	Dwight Jones, 2008-11	16
6.	Sam Aiken, 1999-2002	15
7.	Na Brown, 1995-98	14
	Kory Bailey, 1998-2001	14
	Mark Smith, 1980-83	14
	Erik Highsmith, 2009-12	14

*Participation in 2008 season later vacated due to NCAA penalty

PLAYERS THAT HAVE THROWN RUSHED AND CAUGHT A TOUCHDOWN PASS

Player	Pos.	School
David Anaya	RB	New Mexico
Tommy Armstrong Jr.	QB	Nebraska
Devontae Booker	RB	Utah
Trevone Boykin	QB	TCU
Pharoh Cooper	WR	South Carolina
Joshua Dobbs	QB	Tennessee
Carlos Harris	WR	North Texas
Tommylee Lewis	WR	Northern Illinois
Sefo Liufau	QB	Colorado
Braxton Miller	QB	Ohio State
Fredi Knighten	QB	Arkansas State
Dak Prescott	QB	Mississippi State*
Luke Turner	TE	Rice
Greg Ward Jr.	QB	Houston
David Washington	WR	Old Dominion
Marquise Williams	QB	North Carolina*
Jonathan Williams	RB	Arkansas

*Achieved in the same game twice



Landon Turner

CAROLINA FOOTBALL 2015 GAME NOTES

ACC RECORD

North Carolina finished 8-0 in ACC play for the first time ever and was undefeated in league play for the first time since 1980 when the Tar Heels won all six league games. The Tar Heels clinched a spot in the ACC Championship Game with a 30-27 overtime victory at Virginia Tech on Nov. 21. Carolina closed out the regular season with a 45-34 win over NC State and then lost to No. 1 Clemson in the conference title game.

UNDEFEATED AT HOME

Carolina finished the season 7-0 at home and became just the eighth UNC team to be undefeated at Kenan Stadium. Carolina's first season at Kenan was 1927. The 1980 team and the 2015 teams are the only teams at UNC to be 7-0 at home.

Undefeated Teams At Kenan (7): 2015 (7-0); 1996 (5-0); 1980 (7-0); 1974 (6-0); 1972 (6-0); 1939 (5-0); 1935 (4-0); 1927 (2-0).

SCORING RECORD

Head coach Larry Fedora has coached the two most prolific offenses in UNC history. This year's team has already set school marks for most points (532) and touchdowns (68). The previous highs of 487 points and 62 touchdowns were set in 2012, Fedora's first season in Chapel Hill.

Carolina is averaging 486.9 yards on offense, which would also top the 2012 mark of 485.6. UNC has averaged more than 425 yards per game each season under Fedora. Only one other time in school history – 1981-83 – has Carolina posted three consecutive seasons with 400 yards per game. This will mark the first time Carolina has averaged more than 400 yards per game in four straight years.

In 124 previous seasons of college football, Carolina has averaged 400 yards per game just 11 times, with three of those coming under Fedora's direction. Carolina has posted more than 500 yards of total offense 15 times in 51 games under Larry Fedora, including a school-record 721 yards vs. ODU in 2013 and 704 (third-best at UNC) vs. Duke in 2015. UNC has gained at least 400 yards in 39 of Fedora's 51 games as head coach.

UNC's Top 10 Offensive Seasons

Rank	Year	Yardage	Coach
1.	2015	486.9	Larry Fedora
2.	2012	485.6	Larry Fedora
3.	1983	441.8	Dick Crum
4.	1993	438.0	Mack Brown
5.	1986	436.0	Dick Crum
6.	1982	433.5	Dick Crum
7.	2014	429.8	Larry Fedora
8.	1974	426.5	Bill Dooley
9.	2013	425.7	Larry Fedora
10.	1981	415.7	Dick Crum

IN THE RANKINGS

North Carolina is ranked No. 10 in the College Football Playoff rankings and the Associated Press Top 25 college football poll. UNC is No. 11 in the Amway Coaches poll. The last time Carolina finished in the top 10 of the AP or Coaches poll was 1997. That year, the Tar Heels were No. 6 in the AP poll and No. 4 in the Coaches poll.

DEFENSIVE TURNAROUND

North Carolina has seen quite a transformation on defense under first-year defensive coordinator Gene Chizik, a finalist for the Broyles Award (assistant coach of the year). Last season, the

TAR HEELS IN THE NFL

- (As of Nov. 30, 2015)
 Marvin Austin, Denver (IR)
 Connor Barth, Tampa Bay
 Giovani Bernard, Cincinnati
 Russell Bodine, Cincinnati
 Tre Boston, Carolina
 Zach Brown, Tennessee
 Bruce Carter, Tampa Bay
 Jonathan Cooper, Arizona
 Quinton Coples, Miami
 Shaun Draughn, San Francisco
 Eric Ebron, Detroit
 Greg Little, Cincinnati
 Kareem Martin, Arizona
 Julius Peppers, Green Bay
 Jabari Price, Minnesota (IR)
 Robert Quinn, St. Louis (IR)
 Kevin Reddick, Buffalo
 Bryn Renner, Baltimore
 Garrett Reynolds, St. Louis
 Da’Norris Searcy, Tennessee
 Tim Scott, Cleveland (practice)
 Jack Tabb, New Orleans (IR)
 Brandon Tate, Cincinnati
 Cam Thomas, Pittsburgh
 Greg Warren, Pittsburgh
 Sylvester Williams, Denver
 T.J. Yates, Houston

Jeff Saturday - GameDay Coffee Program

Former Tar Heel center and NFL All Pro Jeff Saturday (1994-97) is the national spokesman for GameDay Coffee, a national fathering program designed for fathers to grow closer to their children. With leadership from Saturday, now an ESPN analyst, dads across the nation will have GameDay Coffee with their child as often as possible. GameDay Coffee is designed to create one-on-one time between dads and their children around a game, match, Boy Scout meeting, a school event, etc.. It can be as simple as having a cup of coffee, a glass of milk, a soft drink or breakfast with your child.

“I think it’s important for fathers to spend one on one time with their children, pray with them, hang out with them, be transparent with them, etc.” says Saturday. “Fathers only get a certain amount of time with their children and it’s critical for fathers to be intentional to spend time with them on a regular basis to get to know each other better, be able to speak into their lives, and help each of them to become the men/women that God created them to be.”



Shakeel Rashad

Tar Heels allowed a school-record 497.8 yards per game and 39.0 points per game. This year, Carolina is allowing 411.3 yards per game and is 35th in the country at 22.6 points per game.

Here is a closer look at the comparison between 2014 and 2015:

- Last year opponents were knocking off 14.6 yards a pass and hitting 60 percent of their passing attempts. This year, Carolina has improved to 6.1 yards on passes and opponents are hitting on 54.4 percent.
- In 2014, Clemson’s Deshaun Watson hit a 74-yard pass and together opposing QBs struck for 56 completions of 20 yards or more. This year, UNC has given up 28 “catastrophic” passes for 20 or more.

11-GAME WIN STREAK

After opening with a loss to South Carolina, the Tar Heels reeled off a school-record 11 consecutive wins this season. The streak came to an end after Clemson beat UNC, 45-37 in the ACC Championship Game. The Tar Heels were the only team in the country to lose its first game and then win 11 consecutive. Carolina had the third-longest win streak in the country behind only Clemson (16) and Iowa (12).

UNC Winning Streaks Of Six Games or Longer Since ACC Began in 1953

Year	Streak	How Streak Ended
2015	11 games	vs. Clemson, ACC Championship Game
1997	8 games	vs. Florida State
1983	7 games	at Maryland
1981	6 games	vs. South Carolina
1980	7 games	at Oklahoma
1972	8 games	end of season
1958	6 games	at Notre Dame

UPCOMING MILESTONES

- With a win, the 2015 Tar Heels would be the first team in school history to win 12 games.
- Marquise Williams has 10,099 total yards of offense in his career and is one of just five players in ACC history with 10,000 career yards. He is 265 shy of surpassing Virginia Tech’s Logan Thomas for fourth place in ACC history.
- Williams has 3,696 total yards of offense this season and is 161 yards shy of moving past his own single-season school record for total offense (3,856).
- Williams has scored 36 career touchdowns, which ranks fifth at UNC, and is two from tying Kelvin Bryant for fourth place.
- Williams (12 TDs) and Elijah Hood (17) share the school record for most scores by two players. Giovani Bernard (19) and A.J. Blue (10) also had 29 in 2012.
- TB Elijah Hood has 1,345 rushing yards this season, which is the third-highest single-season mark in school history. He needs 63 yards to move past Mike Voight and into second place. The school record of 1,720 was established by Don McCauley in 1970.
- Hood has 17 rushing touchdowns this year and is tied with Kelvin Bryant for third place on the single-season chart. Mike Voight had 18 in 1976 and Don McCauley had 19 in 1970.
- WR Quinshad Davis has 2,554 yards receiving in his career and is 286 shy of Hakeem Nicks’

HONOR ROLL

LUCAS CROWLEY, center

- Third-Team All-ACC (ACSMAs & Coaches)

QUINSHAD DAVIS, wide receiver

- Third-Team All-ACC (ACSMAs)
- Honorable-Mention All-ACC (Coaches)

JUNIOR GNONKONDE, defensive lineman

- ACC Def. Lineman of the Week - Oct. 17 (WF)

JON HECK, offensive tackle

- Second-Team All-ACC (ACSMAs & Coaches)

ELIJAH HOOD, tailback

- First-Team All-ACC (ACSMAs)
- Second-Team All-ACC (Coaches)
- ACC Off. Back of the Week - Nov. 28 (NC State)

MACK HOLLINS, wide receiver

- Second-Team All-ACC (ACSMAs)
- Third-Team All-ACC (Coaches)
- ACC Receiver of the Week - Sept. 26 (Delaware)

NAZAIR JONES, defensive tackle

- Third-Team All-ACC (ACSMAs)

DES LAWRENCE, cornerback

- Second-Team All-ACC (Coaches)
- Third-Team All-ACC (ACSMAs)

DONNIE MILES, safety

- Honorable-Mention All-ACC (ACSMAs)

CALEB PETERSON, offensive guard

- Second-Team All-ACC (ACSMAs & Coaches)
- ACC Off. Lineman of the Week - Oct. 3 (Ga. Tech)

SHAKEEL RASHAD, linebacker

- Third-Team All-ACC (ACSMAs & Coaches)
- ACC Linebacker of the Week - Sept. 12 (NC A&T)

JEFF SCHOETTNER, linebacker

- Third-Team All-ACC (Coaches)
- Honorable-Mention All-ACC (ACSMAs)

M.J. STEWART, cornerback

- Second-Team All-ACC (ACSMAs)
- Honorable-Mention All-ACC (Coaches)

RYAN SWITZER, wide receiver

- First-Team All-ACC (Coaches) - specialist
- Second-Team All-ACC (ACSMAs) - specialist
- Third-Team All-ACC (ACSMAs & Coaches) - wide receiver
- ACC Specialist of the Week - Sept. 19 (Illinois)
- ACC Specialist of the Week - Nov. 14 (Miami)

MITCH TRUBISKY, quarterback

- ACC Off. Back of the Week - Sept. 26 (Delaware)

LANDON TURNER, offensive guard

- First-Team All-America (AP)
- Second-Team All-America (FWAA, CBSsports.com)
- First-Team All-ACC (ACSMAs & Coaches)
- ACC Off. Lineman of the Week - Sept. 3 (So Carolina)
- ACC Off. Lineman of the Week - Sept. 19 (Illinois)
- ACC Off. Lineman of the Week - Oct. 24 (Virginia)
- ACC Off. Lineman of the Week - Nov. 14 (Miami)

NICK WEILER, place-kicker

- Third-Team All-ACC (Coaches)
- Honorable-Mention All-ACC (ACSMAs)

MARQUISE WILLIAMS, quarterback

- Second-Team All-ACC (ACSMAs & Coaches)
- ACC Off. Back of the Week - Oct. 3 (Georgia Tech)
- ACC Off. Back of the Week - Nov. 7 (Duke)
- Davey O'Brien Award QB of Week (Duke)

school record for career receiving yards (2,840).

- WR Mack Hollins has 16 career touchdown receptions, which ranks fifth in school history. He needs two TD catches to move into a tie with College Football Hall of Famer Art Weiner in fourth place.

- CB Des Lawrence has 14 pass breakups, which ranks fourth on the single-season list and is two behind Thomas Smith (16 in 1991) for third place.

- PK Nick Weiler has made 19 field goals, which ranks in a tie for fourth in UNC single-season history and is two shy of the school record of 21 set by Clint Gwaltney in 1990 and Casey Barth in 2009.

- WR/PR Ryan Switzer has seven career punt returns for touchdowns and is one shy of the NCAA career record of eight held by Texas Tech's Wes Welker and Oklahoma's Antonio Perkins.

- Carolina has scored 38 rushing touchdowns this season, which is one shy of the school record of 39 set in 1993.

MARQUISE & THE RECORD BOOK

- Owns more than 20 UNC single-season or career records, including single-season total offense (3,856 in 2014) and career TD runs by QB (33).

- Ranks third in ACC history with 33 rushing touchdowns by a QB.

- Ranks third in ACC for most career rushing yards by a quarterback with 2,377 yards.

CAROLINA-BAYLOR SERIES NOTES

- North Carolina and Baylor are meeting for the first time. Carolina has not played a current member of the Big 12 since facing West Virginia (at the time a Big East member) in the 2008 Meineke Car Care Bowl.

- Carolina head coach Larry Fedora, a native of College Station, Texas, began his college career as a graduate assistant for legendary coach Grant Teaff at Baylor in 1990. Teaff retired in 1992 and Fedora stayed on as an assistant under Chuck Reedy until 1996.

- Carolina has not played a team from the state of Texas since 2002 when the Longhorns visited Chapel Hill.

NOTES & NUGGETS THROUGH 13 GAMES

- Carolina has scored in 28 of the last 31 quarters. UNC had scored in 20 consecutive quarters until Virginia Tech held the Tar Heels scoreless in the second quarter.

- Carolina leads the country with 7.33 yards per play. Baylor is second at 7.25. The Tar Heels' running game is averaging 5.9 yards per carry, which ranks third nationally.

- Carolina has led by double digits in all 11 wins this season.

- The only teams to post 59-plus points against consecutive bowl-eligible Power 5/automatic qualifier foes in last 10 years are Carolina in 2015 and Oklahoma in 2008. Carolina recorded a 66-31 win over Duke and the next week had a 59-21 win over Miami.

- North Carolina ranks 26th in the nation in turnover margin. Only once this season has a UNC running back (Hood vs. NC State) lost a fumble.

- Carolina is tied for 14th for the fewest sacks allowed this season with 14.

- Carolina has allowed just 55 tackles for loss, which ranks eighth nationally.

- The Tar Heels have been among the most efficient teams in the country. UNC averages 66.5 plays per game, but is scoring 40.9 points per game. In the regular season, Carolina ranked 101st out of 128 teams in total plays.

- Carolina is one of just 11 schools in the country averaging more than 200 yards rushing (222.9) and 250 yards passing (264.0). Carolina and Clemson are the only schools in the ACC to top those marks.

- Carolina has outscored its opponents 285-123 in the first half, including a 135-51 margin in the first quarter and a 150-72 margin in the second quarter.

200 YARDS PASSING, 100 YARDS RUSHING

- Only eight times has a Carolina player thrown for 200 yards and rushed for 100 yards in a game. Marquise Williams has accounted for four of those eight performances.

Georgia, 1965: Danny Talbott 102 rush and 216 pass
Wake Forest, 1968: Gayle Bomar 173 rush and 243 pass
Duke, 2000: Ronald Curry 105 rush and 218 pass
Clemson, 2003: Darian Durant 110 rush and 208 pass
Duke, 2013: Marquise Williams 104 rush and 223 pass
Notre Dame, 2014: Marquise Williams 132 rush and 303 pass
Pittsburgh, 2014: Marquise Williams 122 rush and 276 pass
Illinois, 2015: Marquise Williams 105 rush and 203 pass

CAROLINA RECORD BOOK

TOUCHDOWNS SCORED

CAREER

Rk.	Name, Years	TDs
1.	Leon Johnson, 1993-96	50
2.	Mike Voight, 1973-76	42
3.	Charlie Justice, 1946-49	39
4.	Kelvin Bryant, 1979-82	38
5.	Marquise Williams, 2012-present	36
6.	Don McCauley, 1968-70	35
	Natrone Means, 1990-92	35

RUSHING TOUCHDOWNS

SEASON

Rk.	Name, Year	TDs
1.	Don McCauley, 1970	19
2.	Mike Voight, 1976	18
3.	Kelvin Bryant, 1981	17
	Elijah Hood, 2015	17
5.	Leon Johnson, 1993	14
6.	Natrone Means, 1992	13
	Giovani Bernard, 2011	13
	Marquise Williams, 2014	13

RUSHING YARDS

SEASON

Rk.	Name, Year	Yards
1.	Don McCauley, 1970	1,720
2.	Mike Voight, 1976	1,407
3.	Elijah Hood, 2015	1,345
4.	Giovani Bernard, 2011	1,253
5.	Mike Voight, 1975	1,250
	Derrick Fenner, 1986	1,250
7.	Ethan Horton, 1984	1,247
8.	Giovani Bernard, 2012	1,228
9.	Amos Lawrence, 1977	1,211
10.	Natrone Means, 1992	1,195

TOTAL POINTS

SEASON

Rk.	Name, Year	Points
1.	Don McCauley, 1970	126
2.	Nick Weiler, 2015	119
3.	Giovani Bernard, 2012	114
4.	Mike Voight, 1976	110
5.	Kelvin Bryant, 1981	108
6.	Elijah Hood, 2015	102

PASS BREAKUPS

CAREER

Rk.	Name, Years	PBUs
1.	Robert Williams, 1995-97	40
2.	Michael Waddell, 2000-04	36
3.	Dre' Bly, 1996-98	27
4.	Tim Scott, 2011-14	25
5.	Jabari Price, 2010-13	24
6.	Sean Crocker, 1990-93	22
7.	Errol Hood, 1998-2001	20
	Tre Boston, 2010-13	20
9.	Des Lawrence, 2013-present	19
10.	M.J. Stewart, 2014-present	18

SEASON

Rk.	Name, Year	PBUs
1.	Robert Williams, 1996	23
2.	Steve Fisher, 1998	17
3.	Thomas Smith, 1991	16
4.	Michael Waddell, 2001	14
	Des Lawrence, 2015	14
	M.J. Stewart, 2015	14
6.	Dre' Bly, 1996	13
	Robert Williams, 1997	13



Quinshad Davis

■ Thirteen Tar Heels have scored at least one touchdown, led by tailback Elijah Hood with 17.

■ Carolina is 12th in the country in passing efficiency with a 161.3 rating. UNC quarterbacks have converted 64.1 percent of their pass attempts, which ranks 20th nationally. QB Mitch Trubisky set a single-game school record for pass efficiency rating at 282.04 against Delaware. The previous Tar Heel record was 263.48 by Jason Stanicek vs. Maryland in 1993.

■ Carolina is averaging just 3.2 punts per game, which is the fewest in the ACC. Only Navy (2.7 ppg) is averaging fewer.

■ Linebacker Shakeel Rashad has posted double-digits in tackles in each of the last three games. He had a career-high 15 stops in the win at Virginia Tech, added 13 more in the win at NC State and had 13 against Clemson in the ACC Championship Game. Rashad has a team-high 110 tackles this year, which is more than double his career total entering this season (45). He is averaging 8.5 tackles per game, which ranks fifth in the ACC.

■ Lou Groza Award semifinalist place-kicker Nick Weiler has made 19 of 22 field goal attempts this season and four have come from 46 yards or longer. He made a career-long 48-yarder against North Carolina A&T and matched that with another 48-yarder against Illinois. Last season, Carolina made just six field goals all season. Weiler also does an outstanding job with kickoffs. This year, he has kicked off 97 times and has 50 touchbacks.

■ Weiler now has 119 points, which is the second-most by any player in UNC single-season history. Only Don McCauley (126 in 1970) scored more. Weiler has made 19 field goals and all 62 extra points (school record).

■ QBs Mitch Trubisky (Delaware) and Marquise Williams (Georgia Tech) became the first quarterbacks from the same team to earn conference player of the week honors in consecutive weeks since 1984. That season, Maryland quarterbacks Stan Gelbaugh and Frank Reich accomplished that feat. Reich earned player of the week honors after leading an NCAA record comeback against Miami.

■ Trubisky has completed 40 of 47 attempts this season (85.1 pct) for 555 yards, six touchdowns and no interceptions.

SCORING 50

Carolina has scored 50 or more points a UNC-record four times this season (53 vs. North Carolina A&T, 50 vs. Wake Forest, 66 vs. Duke and 59 vs. Miami). The Tar Heels had three 50-point games in 1970 and 2012. Fedora's teams have scored 50 or more nine times in his four seasons as UNC's head coach.



ACC RECORD FOR COMBINED POINTS

Carolina set an ACC record with a combined 125 points in league games vs. Duke and Miami. The previous record of 122 was set by Florida State in 1995. The previous UNC record of 118 points was set in 1914 when the Tar Heels won 65-0 vs. Virginia Medical and then posted a 53-0 win over Wake Forest. Carolina beat Duke 66-31 and Miami, 59-21.

SCHOOL RECORD FOR POINTS IN A QUARTER

Carolina tied the UNC single-game mark for most points in quarter with 35 in the first quarter vs. NC State. That matched the previous record accomplished at Duke (2nd) in 2000 and vs. Old Dominion (2nd) in 2013.

WINNING THE TURNOVER BATTLE

North Carolina has played five games this season without committing a turnover (North Carolina A&T, Georgia Tech, Pittsburgh, Duke, Miami). The Tar Heels are 5-0 in games in which they did not commit a turnover. The Tar Heels are third in the ACC and 26th in the country in turnover margin at +0.62 per game.

SWITZER WITH ACC PUNT RETURN RECORD; ONE SHY OF TYING NCAA MARK

Ryan Switzer scored on a 78-yard punt return in the second quarter vs. Miami. It was his second of the season and seventh of his career, which is one shy of tying the NCAA all-time record. The NCAA record of eight is held by Wes Welker of Texas Tech (2000-03) and Antonio Perkins of Oklahoma (2001-04).

Switzer now has sole possession of the ACC career record for most punt returns for touchdowns with seven. He was tied with Maryland's Steve Suter, who also had six.

Switzer also holds the UNC career record for punt return yards with 976. The previous mark of 966 was set by Charlie Justice with 966 yards from 1946-49.

HOOD LEADS RUSHING GAME

Elijah Hood has rushed for 1,345 yards, which is the third-best single-season total in school history. The only players ahead of him in school history are Don McCauley with 1,720 in 1970 and Mike Voight with 1,407 in 1976.

Hood recorded his first career 200-yard rushing yard game and his seventh 100-yard game of the season in Carolina's 45-34 win at NC State. He rushed for 220 yards on 21 carries (10.5 avg.) and scored two touchdowns. The 220 yards are the most ever by a Tar Heel vs. NC State. The previous record of 216 was set by Amos Lawrence in 1977. Hood's 220-yard rushing total was the 14th-best rushing game in school history. He became the first Tar Heel to rush for 200 yards since Giovanni Bernard had 262 vs. Virginia Tech in 2012.

Hood now has 17 rushing touchdowns on the season, which ranks tied for third with Kelvin Bryant (17 in 1981) in UNC single-season history. The school record of 19 was established by Don McCauley in 1970.

In the NCSU game, Hood (220 yards) and Logan (100) each rushed for 100 yards or more. It was the third time this season Carolina has had two tailbacks run for 100 yards (Illinois, Miami). Hood averaged 10.5 yards per carry and Logan averaged 16.7 yards per attempt.

MARQUISE WILLIAMS AT A GLANCE

- ◆ Established 18 UNC records in 2014 and now has more than 20 to his credit.
- ◆ Already owns the Carolina career record for rushing yards by a quarterback (2,377), rushing touchdowns by a quarterback (33).
- ◆ Has 7,722 career passing yards, which ranks fourth all-time at UNC.
- ◆ Ranks first at UNC in total offense with 10,099 yards.
- ◆ Has been responsible for a school-record 94 career touchdowns.
- ◆ Has compiled six of the 13 highest single-game total offense performances in Carolina history – set the UNC mark with 524 vs. Duke in 2015, had 469 vs. ODU in 2013, had 435 vs. Notre Dame on Oct. 11, 2014, 463 vs. Georgia Tech on Oct. 18, 2014, 398 vs. Pitt on Nov. 15, 2014 and 374 vs. Duke on Nov. 20, 2014
- ◆ 2015 Manning & Davey O'Brien Award Candidate
- ◆ 2014 & 2015 Second-Team All-ACC (ACSMA)
- ◆ Five-Time ACC Offensive Back of the Week (2015 – Georgia Tech, Duke; 2014 – Duke, Notre Dame, Georgia Tech, Pittsburgh)
- ◆ Manning Award Quarterback of the Week nominee (2015 – Georgia Tech; 2014 – Georgia Tech, Pitt)

TURNER LEADS EXPERIENCED OFFENSIVE LINE

North Carolina senior offensive guard Landon Turner was named a first-team All-America by The Associated Press.

A native of Harrisonburg, Va., Turner has started games in each of the last three seasons and is the Tar Heels' most consistent performer on the offensive line. He started all 13 games at right guard as a sophomore in 2013, all 11 games he played in 2014 and all 13 games in 2015.

Turner was a first-team All-ACC pick by both the media and coaches. He has been named ACC Offensive Lineman of the Week four times.

Turner is joined on the line by three-year starter Jon Heck at right tackle, three-year starter Caleb Peterson at left guard and two-year starter Lucas Crowley at center. Sophomore Bentley Spain mans the left tackle spot in his first season as a starter.

SCHOETTNER LEADS DEFENSIVE EFFORT

Defensively, North Carolina is led by senior linebacker Jeff Schoettner. A former walk-on who was awarded a scholarship in 2012, Schoettner has been one of the team's most consistent and reliable players over the last three seasons. He has started 37 of the last 39 games at linebacker and has twice finished second on the team in tackles. In 2013, he posted 85 stops and last season he tallied 74. He scored twice on interceptions last year – vs. San Diego State and at Notre Dame – and was also tied for second on the team with six tackles for loss. This season, he has 85 tackles and is third on the team with 6.5 tackles for loss.

Schoettner was recruited by the previous staff out of Dallas as a 185-pound safety. He has put on more than 40 pounds of muscle since arriving in Chapel Hill and has played most of his career at linebacker.

Although he grew up in Dallas, Schoettner has several family connections to the area, including his father, Steve, who played football at Duke and his mother, Donna, who played tennis at Wake Forest. His brother, Stephen, played baseball at Wake Forest. Schoettner attended Jesuit College Prep in Dallas and is a good friend of 2015 Masters & US Open champion Jordan Spieth, who attended the same high school.

DAVIS CLIMBS THE CHARTS

Wide receiver Quinshad Davis has a school-record 25 career touchdown receptions. Davis had five TD receptions as a freshman in 2012, made 10 scoring grabs in 2013, caught six in 2014 and four in 2015. Davis is tied with Wake Forest's Ricky Proehl for 12th place in ACC history with 25 career touchdown receptions.

Davis fractured his right fibula in the Quick Lane Bowl vs. Rutgers, but made great progress in the offseason and started the season opener against South Carolina. He now has a school-record 199 career catches and has 2,554 career receiving yards, which ranks second at UNC.



2015 December Graduates

While he is known for his abilities as a receiver, Davis has also thrown four career touchdown passes. He connected with QB Marquise Williams for a go-ahead 37-yard touchdown in the fourth quarter at Georgia Tech. He also threw a 23-yard TD at Notre Dame in 2014. In 2013, Davis threw touchdown passes against Virginia (to Williams) and East Carolina (to T.J. Thorpe). He has completed all four pass attempts of his career for touchdowns.

NON-OFFENSIVE TOUCHDOWNS

Since 2012, Carolina has 20 non-offensive TDs. During that stretch, the Tar Heels have scored on nine punt returns, six interception returns, three kickoff returns and two fumble returns. Current players who have scored non-offensive touchdowns are junior wide receiver Ryan Switzer (seven punt returns), junior running back T.J. Logan (two kickoff returns), senior linebacker Jeff Schoettmer (two interception returns), junior safety Dominique Green (interception return), junior cornerback Brian Walker (interception return) and sophomore linebacker Cayson Collins (fumble return).

SIXTEEN TAR HEELS EARN ALL-ACC RECOGNITION

Sixteen members of the Coastal Division champion North Carolina football team were recognized with All-ACC, including first-team selections Elijah Hood and Landon Turner, as voted upon by the Atlantic Coast Sports Media Association (ACSMA).

Clemson and Carolina filled a combined 31 spots on the All-ACC first-, second- or third teams.

The Coastal Division champion Tar Heels saw 13 players claim 14 spots, with junior Ryan Switzer chosen as both a second-team specialist and a third-team wide receiver. Three additional UNC standouts earned honorable mention. The 14 All-ACC selections for the 2015 teams matches the most in school history. The 1993 squad, led by first-teamers Ethan Albright, Curtis Johnson and Bracey Walker, also claimed 14 spots on three All-ACC teams.

Six Tar Heels were named to the second team: OT Jon Heck, WR Mack Hollins, CB M.J. Stewart, OG Caleb Peterson, Switzer and QB Marquise Williams.

Six more from Carolina were picked for third team: C Lucas Crowley, WR Quinshad Davis, DT Nazair Jones, CB Des Lawrence, LB Shakeel Rashad and Switzer. S Donnie Miles, LB Jeff Schoettmer and PK Nick

Weiler round out the Tar Heel contingent, each garnering honorable mention.

Williams is the first two-time All-ACC quarterback from UNC since Jack Cummings in 1958-59. Switzer is a three-time pick, the first for UNC since OT James Hurst (2011-13).

Nineteen student-athletes chosen to the 2015 All-ACC Football team by ACSMA are repeat selections from last season, including Williams, Turner and Switzer.

CHIZIK FINISHES THIRD IN BROYLES AWARD VOTE

North Carolina first-year defensive coordinator Gene Chizik finished third in the voting for the 2015 Broyles Award, which goes to the nation's best assistant coach. The others were Kirby Smart, Alabama, Defensive Coordinator/Inside Linebackers; Kendal Briles, Baylor, Offensive Coordinator; Brent Venables, Clemson, Defensive Coordinator/Linebackers; and Lincoln Riley, Oklahoma, Offensive Coordinator/Quarterbacks (winner).

Chizik has overseen a complete transformation of the Tar Heels' defensive unit. UNC is the nation's most improved defensive team in the country, allowing 16.4 points fewer in 2015 than last season.

The Broyles Award honors the top assistant college football coach in America and was established in 1996 to honor legendary Arkansas Head Coach Frank Broyles. Coach Broyles had a track record of producing some of the most successful assistant coaches in college football history.

DECEMBER GRADUATES

Ten Tar Heels graduated Saturday, Dec. 12, in a ceremony at the Dean E. Smith Center. The December graduates include LB Alex Bales, OL Myers Colvin, DE/FT Ian Dibble, TB Romar Morris, LB Shakeel Rashad, LB Jeff Schoettmer, S Sam Smiley, DT Justin Thomason, OG Landon Turner and QB Marquise Williams.

CAROLINA™

2015
Facts & Figures



CAROLINA FOOTBALL 2015 GAME NOTES

QUICK FACTS

Nation's
1st
public university –
chartered Dec. 11, 1789

18,350
undergraduates

10,785
graduate students

750+
student-athletes

28
varsity athletic teams

31

All-time UNC bowl game
appearances, including six in
the past seven years.

3,610

Hours of community service by student-athletes
in 2014-15

University of National Champions

44 Team National Championships,
and **58** Individual National Championships

327


UNC student-athletes, a
record number, named to
the ACC Academic Honor
Roll in 2013-14

58

Members of the Student-
Athlete Advisory Council,
at least two from each
team, who meet monthly to
provide input on student-
athlete life and
department policies

77

Years of support from
The Rams Club, which
funds student-athlete
scholarships as well as
facility construction and
upgrades



More than 8,000

Hours invested in student-athlete leadership
training during the 2014-15 school year

103

Olympians in **18** different
sports

- Alex Bales, a senior on the football team in 2014-15, was honored as a Top 10 Scholar-Athlete for having one of the highest grade point averages among graduating seniors.
- Punter Nick Weiler received the 2015 Top Six for Service Award, recognizing his outstanding community service work.

WE EDUCATE AND INSPIRE THROUGH ATHLETICS



240

Atlantic Coast Conference postseason championships, more than any other school in the league. UNC was a founding member of the ACC, in 1953.

8

Number of UNC's head coaches who have earned National Coach of the Year honors at least once while coaching at Carolina

17

Number of times UNC has finished in the top 10 of the Director's Cup in the 21-year history of the award

3

Number of years in a row that UNC has averaged more than 400 yards per game. The Tar Heels return **10** offensive starters in 2015



Visiting patients at the North Carolina Jaycee Burn Center at UNC Hospitals. Football players visit the hospital the day before each home game.

7

Fall sports that earned points for Carolina in the 2014-15 Director's Cup standings, marking the first time ever that all of UNC's fall sports have scored

11

Years of providing patients at UNC Children's Hospital a chance to visit a sporting event on campus with Tar Heel student-athletes through the Carolina Dreams program

STUDENT-ATHLETE ACHIEVEMENT

- Houston Summers, a senior on the track and field team, is UNC's 2015-16 Student Body President.
- Loren Shealy won the 2014 NCAA Elite 89 Award for field hockey, becoming only the second DI student-athlete to win three times, the maximum. The award is given to the competitor with the highest GPA at each final four site.
- Marcus Paige won the 2015 Skip Prosser Award as the ACC's top student-athlete in men's basketball. He also earned second-team Academic All-America honors.
- Sasha Seymore (men's basketball) was one of two UNC students and just 12 nationally awarded Mitchell Scholarships in Nov. 2014. The award supports graduate studies in Ireland.
- Ezra Baeli-Wang (men's fencing) is one of 16 UNC students selected as Phillips Ambassadors for the summer of 2015. He will study in Shanghai as part of the prestigious program.
- Swimmers Abby Fisher and Katie McKay spent the better part of a year organizing a Carolina Athletics team to participate in the UNC Relay for Life event April 17-18. Their efforts included all 28 UNC teams as well as staff and raised nearly \$7,000.



At the 2015 First-Year Letterwinners ceremony, joining a large and prestigious family of Carolina Football Lettermen

More than one-third

of UNC undergraduates study in other countries before graduation – **one of the highest study abroad rates among public universities nationwide**

2015 NUMERICAL ROSTER

No.	Name	Pos.	Ht.	Wt.	Yr.	Hometown	High School/Previous School
1	Khris Francis	TB	5-9	210	Jr.	Durham, N.C.	Hillside
1	Mike Hughes	CB	5-11	185	Fr.	New Bern, N.C.	New Bern
2	Des Lawrence	CB	6-1	185	Jr.	Charlotte, N.C.	Charlotte Christian
3	Sam Smiley	S	5-11	190	Sr.	Jacksonville, Fla.	Raines
3	Ryan Switzer	WR	5-10	185	Jr.	Charleston, W.Va.	George Washington
4	Allen Artis	S	6-1	205	So.	Marietta, Ga.	Wheeler
4	Nathan Elliott	QB	6-1	195	Fr.	Celina, Texas	Celina
5	Joey Mangili	P	6-3	210	Jr.	Durham, N.C.	Jordan
5	Juval Mollette	WR	6-4	210	Fr.	Randleman, N.C.	Randleman
6	Caleb Henderson	QB	6-3	215	Fr.*	Burke, Va.	Lake Braddock
6	M.J. Stewart	CB	5-11	200	So.	Arlington, Va.	Yorktown
7	Austin Proehl	WR	5-10	175	So.	Charlotte, N.C.	Providence
8	T.J. Logan	TB	5-10	190	Jr.	Greensboro, N.C.	Northern Guilford
9	Ty'Son Williams	TB	6-0	220	Fr.	Sumter, S.C.	Crestwood
10	Jeff Schoettmer	LB	6-2	235	Sr.	Dallas, Texas	Jesuit College Prep
10	Mitch Trubisky	QB	6-3	220	So.	Mentor, Ohio	Mentor
11	Malik Simmons	CB	5-11	190	Sr.	Lehigh Acres, Fla.	Lehigh
12	Marquise Williams	QB	6-2	225	Sr.	Charlotte, N.C.	Mallard Creek
12	Andrew Moore	S	5-11	190	Sr.	Chapel Hill, N.C.	East Chapel Hill
13	Mack Hollins	WR	6-4	210	Jr.	Rockville, Md.	Wootten/Fork Union M.A.
14	Quinshad Davis	WR	6-4	220	Sr.	Gaffney, S.C.	Gaffney
15	Donnie Miles	S	5-11	200	So.	Miami, Fla.	North Gwinnett
15	Jordan Cunningham	WR	6-2	190	So.	Ft. Lauderdale, Fla.	University School/Vanderbilt
16	Stephen Albright	S	6-2	195	Fr.	Raleigh, N.C.	Cardinal Gibbons
16	Manny Miles	QB	6-0	185	Fr.	Baton Rouge, La.	Univ. Laboratory School
17	Dajaun Drennon	DE	6-4	255	So.	Clementon, N.J.	Timber Creek
17	Anthony Ratliff-Williams	QB	6-1	200	Fr.	Matthews, N.C.	Butler
18	Josh Cabrera	WR	6-3	205	Fr.*	Jacksonville, N.C.	Northside
19	Kedrick Davis	CB	5-10	180	Sr.	Charlotte, N.C.	Berry Academy
20	Ian Dibble	DT	6-1	230	Sr.	Charlotte, N.C.	Ardrey Kell
20	Will O'Briant	PK	6-1	190	So.	Asheboro, N.C.	Asheboro
21	Romar Morris	TB	5-10	190	Sr.	Salisbury, N.C.	Salisbury
23	Cayson Collins	LB	6-1	235	So.	Charlotte, N.C.	Berry Academy
24	Nick Weiler	PK	6-0	190	Jr.	Fairfax Station, Va.	Lake Braddock
25	Ayden Bonilla	LB	6-2	220	Fr.*	Woodstock, Ga.	Etowah
25	Zach Goins	WR	6-1	180	Fr.	Matthews, N.C.	Weddington
26	Dominique Green	S	5-11	190	Jr.	Laurinburg, N.C.	Scotland County/Hargrave M.A.
27	Charles Brunson	TB	5-11	205	Jr.	Winston-Salem, N.C.	North Davidson
27	Jaye Stackhouse	S	6-1	200	Fr.	Suwanee, Ga.	North Gwinnett
28	Dante DiMaggio	WR	6-2	195	So.	Apex, N.C.	Cardinal Gibbons
29	J.K. Britt	S	6-0	195	Fr.	Newnan, Ga.	Newnan
29	Thomas Brown	WR	6-0	190	Fr.	Statesville, N.C.	Statesville
30	Hunter Crafford	LB	6-2	225	So.	Greenville, N.C.	Penn State/Ayden-Grifton
31	Cameron Albright	S	6-1	210	Fr.*	Kennesaw, Ga.	North Cobb
32	Joe Jackson	LB	6-2	225	Jr.	Jacksonville, Fla.	First Coast
33	Corey Bell Jr.	CB	5-9	170	Fr.	Charlotte, N.C.	Hough
33	Sam Eason	TE	6-2	235	So.	Pleasant Garden, N.C.	Southeast Guilford
34	Elijah Hood	TB	6-0	220	So.	Charlotte, N.C.	Charlotte Catholic
34	Keith Beasley	LB	6-1	210	Fr.	Durham, N.C.	Hillside
35	Damien Washington	WR	6-1	195	Sr.	Kannapolis, N.C.	A.L. Brown
35	Chris Ripberger	S	5-11	190	So.	Greensboro, N.C.	Northern Guilford
36	Cole Holcomb	LB	6-1	215	So.	New Smyrna Beach, Fla.	New Smyrna Beach
37	T.J. Jiles	CB	5-11	180	Sr.	Cape Coral, Fla.	Cape Coral
38	Darius Graves	RB	5-8	190	Fr.	Greensboro, N.C.	Dudley
40	Ben Craig	DB	5-10	180	Sr.	Huntersville, N.C.	Hough
41	Kyle Murphy	DS	6-2	225	So.	Charlotte, N.C.	Ardrey Kell
41	Jared Worley	ATH	6-3	200	Fr.	Pittsboro, N.C.	Northwood
42	Shakeel Rashad	LB	6-2	235	Sr.	Jacksonville, Fla.	Episcopal
43	Jessie Rogers	DE	6-4	270	Sr.	Arlington, Texas	Bowie
44	Junior Gnonkonde	DE	6-4	260	Jr.	Lakeland, Ga.	Lanier County
45	Mikey Bart	DE	6-3	270	Jr.	Buford, Ga.	Buford
47	Dan Mastromatteo	LB	6-2	235	Jr.	Absecon, N.J.	Holy Spirit
48	Shaquille Price	CB	6-1	215	Sr.	Irmo, S.C.	Dutch Fork
48	Thomas Jackson	WR	5-11	195	So.	Charlotte, N.C.	Charlotte Country Day
49	Jeremiah Clarke	DT	6-5	315	Fr.*	Alexandria, Va.	T.C. Williams

2015 NUMERICAL ROSTER

No.	Name	Pos.	Ht.	Wt.	Yr.	Hometown	High School/Previous School
51	Alex Bales	LB	6-3	225	Sr.	Kansas City, Mo.	Rockhurst
51	William Sweet	OT	6-7	300	Fr.	Jacksonville, Fla.	First Coast
52	Tommy Hatton	C	6-3	285	Fr.	Montvale, N.J.	St. Joseph's
52	Kemmi Pettway	LB	6-2	240	So.	Charlotte, N.C.	Garinger
53	Malik Carney	DE	6-3	230	Fr.*	Alexandria, Va.	T.C. Williams
54	Johnathan Sutton	LB	6-0	230	Fr.	Swansea, S.C.	Swansea
55	Jason Strowbridge	DE	6-4	250	Fr.	Deerfield Beach, Fla.	Deerfield Beach
56	Andre Smith	LB	6-0	235	Fr.	Jacksonville, Fla.	Trinity Christian Academy
57	Marlon Petty	LB	6-0	190	So.	McLeansville, N.C.	Eastern Guilford
58	Nick Polino	OG	6-4	275	Fr.	Buford, Ga.	Buford
61	Tommy Bancroft	DS	6-4	215	Fr.	La Jolla, Calif.	Francis Parker School
62	Mark Uptegraff	C	6-2	300	So.	Charlotte, N.C.	Fork Union M.A.
63	Harris Hite	OT	6-6	295	Sr.	Apex, N.C.	Middle Creek/Campbell
64	Thomas Bernhardt	C	6-3	290	So.	Raleigh, N.C.	Cardinal Gibbons
66	Myers Colvin	OT	6-5	315	Sr.	Fayetteville, N.C.	Reid Ross Classical/E.E. Smith
67	Charlie Heck	OL	6-7	265	Fr.	Kansas City, Mo.	Rockhurst
68	Lucas Crowley	C	6-3	290	Jr.	Ponte Vedra, Fla.	Nease
69	Jonathan Trull	OG	6-4	310	So.	Charlotte, N.C.	Charlotte Christian
70	Caleb Peterson	OG	6-5	300	Jr.	Auburn, Ala.	Auburn
71	Jon Heck	OT	6-7	300	Jr.	Jacksonville, Fla.	The Bolles School
72	Mason Veal	OG	6-5	300	Fr.	Charlotte, N.C.	Ardrey Kell
73	Brad Henson	OL	6-5	290	So.	Surf City, N.J.	Monsignor Donovan
74	Will Dancy	OG	6-4	310	Sr.	Graham, N.C.	Southern Alamance/Eastern Arizona
75	Bentley Spain	OT	6-6	300	So.	Charlotte, N.C.	Providence
76	R.J. Prince	OT	6-6	325	So.	Albemarle, N.C.	Albemarle
77	John Ferranto	OL	6-6	300	Jr.	Burlington, N.J.	Township
78	Landon Turner	OG	6-4	325	Sr.	Harrisonburg, Va.	Harrisonburg
80	Jake Bargas	TE	6-4	230	Fr.	Boca Raton, Fla.	St. Andrews
81	Kendrick Singleton	TE/WR	6-2	215	Sr.	Macclenny, Fla.	Baker County
82	Brandon Fritts	TE	6-4	245	Fr.*	Mentor, Ohio	Mentor
83	Caleb Samuel	TE	6-5	275	Fr.*	Macon, Ga.	First Presbyterian
84	Bug Howard	WR	6-5	210	Jr.	Rochelle, Ga.	Wilcox County
85	Devin Perry	WR	6-2	205	Fr.*	Memphis, Tenn.	Memphis University School
86	Carl Tucker	TE	6-2	240	Fr.	Cornelius, N.C.	Hough
87	Taylor Vippolis	WR	5-9	175	Sr.	Stony Point, N.Y.	North Rockland
88	Jordan Fieulleteau	WR	6-3	210	So.	Raleigh, N.C.	Wakefield
89	Dalton Stogner	WR	6-4	200	Sr.	Dallas, Texas	Highland Park
90	Nazair Jones	DT	6-5	295	So.	Roanoke Rapids, N.C.	Roanoke Rapids
90	Corbin Daly	P	6-3	200	Fr.*	Charlotte, N.C.	Ardrey Kell
91	Jonathan Sugg	DT	6-2	225	So.	Greensboro, N.C.	Northwest Guilford
91	Hunter Lent	P	6-5	230	Fr.	Elon, N.C.	Western Alamance
92	Aaron Crawford	DT	6-1	310	Fr.	Ashburn, Va.	Stone Bridge
93	Robert Dinkins	DT	6-1	270	Fr.*	Charlotte, N.C.	Olympic
95	Tyler Powell	DT	6-4	290	So.	Midlothian, Va.	Cosby
96	Logan Robinson	DL	6-4	225	So.	Arlington, Va.	Yorktown/The Citadel
97	Jalen Dalton	DE	6-6	280	Fr.	Clemmons, N.C.	West Forsyth
98	Freeman Jones	PK	6-0	200	Fr.*	Bunn, N.C.	Bunn
98	Justin Thomason	DT	6-4	295	Sr.	McDonough, Ga.	Eagle's Landing Christian

*redshirt freshman

2015 ALPHABETICAL ROSTER

No.	Name	Pos.	Ht.	Wt.	Yr.	Hometown	High School/Previous School
31	Cameron Albright	S	6-1	210	Fr.*	Kennesaw, Ga.	North Cobb
16	Stephen Albright	S	6-2	195	Fr.	Raleigh, N.C.	Cardinal Gibbons
4	Allen Artis	S	6-1	205	So.	Marietta, Ga.	Wheeler
51	Alex Bales	LB	6-3	225	Sr.	Kansas City, Mo.	Rockhurst
61	Tommy Bancroft	DS	6-4	215	Fr.	La Jolla, Calif.	Francis Parker School
80	Jake Bargas	TE	6-4	230	Fr.	Boca Raton, Fla.	St. Andrews
45	Mikey Bart	DE	6-3	270	Jr.	Buford, Ga.	Buford
34	Keith Beasley	LB	6-1	210	Fr.	Durham, N.C.	Hillside
33	Corey Bell Jr.	CB	5-9	170	Fr.	Charlotte, N.C.	Hough
64	Thomas Bernhardt	C	6-3	290	So.	Raleigh, N.C.	Cardinal Gibbons
25	Ayden Bonilla	LB	6-2	220	Fr.*	Woodstock, Ga.	Etowah
29	J.K. Britt	S	6-0	195	Fr.	Newnan, Ga.	Newnan
29	Thomas Brown	WR	6-0	190	Fr.	Statesville, N.C.	Statesville
27	Charles Brunson	TB	5-11	205	Jr.	Winston-Salem, N.C.	North Davidson
18	Josh Cabrera	WR	6-3	205	Fr.*	Jacksonville, N.C.	Northside
53	Malik Carney	DE	6-3	230	Fr.*	Alexandria, Va.	T.C. Williams
49	Jeremiah Clarke	DT	6-5	315	Fr.*	Alexandria, Va.	T.C. Williams
23	Cayson Collins	LB	6-1	235	So.	Charlotte, N.C.	Berry Academy
66	Myers Colvin	OT	6-5	315	Sr.	Fayetteville, N.C.	Reid Ross Classical/E.E. Smith
30	Hunter Crafford	LB	6-2	225	So.	Greenville, N.C.	Penn State/Ayden-Grifton
40	Ben Craig	DB	5-10	180	Sr.	Huntersville, N.C.	Hough
92	Aaron Crawford	DT	6-1	310	Fr.	Ashburn, Va.	Stone Bridge
68	Lucas Crowley	C	6-3	290	Jr.	Ponte Vedra, Fla.	Nease
15	Jordan Cunningham	WR	6-2	190	Jr.	Ft. Lauderdale, Fla.	University School/Vanderbilt
97	Jalen Dalton	DE	6-6	280	Fr.	Clemmons, N.C.	West Forsyth
90	Corbin Daly	P	6-3	200	Fr.*	Charlotte, N.C.	Ardrey Kell
74	Will Dancy	OG	6-4	310	Sr.	Graham, N.C.	Southern Alamance/Eastern Arizona
19	Kedrick Davis	CB	5-10	180	Sr.	Charlotte, N.C.	Berry Academy
14	Quinshad Davis	WR	6-4	220	Sr.	Gaffney, S.C.	Gaffney
20	Ian Dibble	DT	6-1	230	Sr.	Charlotte, N.C.	Ardrey Kell
28	Dante DiMaggio	WR	6-2	195	So.	Apex, N.C.	Cardinal Gibbons
93	Robert Dinkins	DT	6-1	270	Fr.*	Charlotte, N.C.	Olympic
17	Dajaun Drennon	DE	6-4	255	So.	Clementon, N.J.	Timber Creek
33	Sam Eason	TE	6-2	235	So.	Pleasant Garden, N.C.	Southeast Guilford
4	Nathan Elliott	QB	6-1	195	Fr.	Celina, Texas	Celina
77	John Ferranto	OL	6-6	300	Jr.	Burlington, N.J.	Township
88	Jordan Fieulleateau	WR	6-3	210	So.	Raleigh, N.C.	Wakefield
1	Khris Francis	TB	5-9	210	Jr.	Durham, N.C.	Hillside
82	Brandon Fritts	TE	6-4	245	Fr.*	Mentor, Ohio	Mentor
44	Junior Gnonkonde	DE	6-4	260	Jr.	Lakeland, Ga.	Lanier County
25	Zach Goins	WR	6-1	180	Fr.	Matthews, N.C.	Weddington
38	Darius Graves	RB	5-8	190	Fr.	Greensboro, N.C.	Dudley
26	Dominique Green	S	5-11	190	Jr.	Laurinburg, N.C.	Scotland County/Hargrave M.A.
52	Tommy Hatton	C	6-3	285	Fr.	Montvale, N.J.	St. Joseph's
67	Charlie Heck	OL	6-7	265	Fr.	Kansas City, Mo.	Rockhurst
71	Jon Heck	OT	6-7	300	Jr.	Jacksonville, Fla.	The Bolles School
6	Caleb Henderson	QB	6-3	215	Fr.*	Burke, Va.	Lake Braddock
73	Brad Henson	OL	6-5	290	So.	Surf City, N.J.	Monsignor Donovan
63	Harris Hite	OT	6-6	295	Sr.	Apex, N.C.	Middle Creek/Campbell
36	Cole Holcomb	LB	6-1	215	So.	New Smyrna Beach, Fla.	New Smyrna Beach
13	Mack Hollins	WR	6-4	210	Jr.	Rockville, Md.	Wootten/Fork Union M.A.
34	Elijah Hood	TB	6-0	220	So.	Charlotte, N.C.	Charlotte Catholic
84	Bug Howard	WR	6-5	210	Jr.	Rochelle, Ga.	Wilcox County
1	Mike Hughes	CB	5-11	185	Fr.	New Bern, N.C.	New Bern
32	Joe Jackson	LB	6-2	225	Jr.	Jacksonville, Fla.	First Coast
48	Thomas Jackson	WR	5-11	195	So.	Charlotte, N.C.	Charlotte Country Day
37	T.J. Jiles	CB	5-11	180	Sr.	Cape Coral, Fla.	Cape Coral
98	Freeman Jones	PK	6-0	200	Fr.*	Bunn, N.C.	Bunn

2015 ALPHABETICAL ROSTER

No.	Name	Pos.	Ht.	Wt.	Yr.	Hometown	High School/Previous School
90	Nazair Jones	DT	6-5	295	So.	Roanoke Rapids, N.C.	Roanoke Rapids
2	Des Lawrence	CB	6-1	185	Jr.	Charlotte, N.C.	Charlotte Christian
91	Hunter Lent	P	6-5	230	Fr.	Elon, N.C.	Western Alamance
8	T.J. Logan	TB	5-10	190	Jr.	Greensboro, N.C.	Northern Guilford
5	Joey Mangili	P	6-3	210	Jr.	Durham, N.C.	Jordan
47	Dan Mastromatteo	LB	6-2	235	Jr.	Absecon, N.J.	Holy Spirit
15	Donnie Miles	S	5-11	210	So.	Miami, Fla.	North Gwinnett
16	Manny Miles	QB	6-0	185	Fr.	Baton Rouge, La.	Univ. Laboratory School
5	Juval Mollette	WR	6-4	210	Fr.	Randleman, N.C.	Randleman
12	Andrew Moore	S	5-11	190	Sr.	Chapel Hill, N.C.	East Chapel Hill
21	Romar Morris	TB	5-10	190	Sr.	Salisbury, N.C.	Salisbury
41	Kyle Murphy	DS	6-2	225	So.	Charlotte, N.C.	Ardrey Kell
20	Will O'Briant	PK	6-1	190	So.	Asheboro, N.C.	Asheboro
85	Devin Perry	WR	6-2	205	Fr.*	Memphis, Tenn.	Memphis University School
70	Caleb Peterson	OG	6-5	300	Jr.	Auburn, Ala.	Auburn
52	Kemmi Pettway	LB	6-2	240	So.	Charlotte, N.C.	Garinger
57	Marlon Petty	LB	6-0	190	So.	McLeansville, N.C.	Eastern Guilford
58	Nick Polino	OG	6-4	275	Fr.	Buford, Ga.	Buford
95	Tyler Powell	DT	6-4	290	So.	Midlothian, Va.	Cosby
48	Shaquille Price	CB	6-1	215	Sr.	Irmo, S.C.	Dutch Fork
76	R.J. Prince	OT	6-6	325	So.	Albemarle, N.C.	Albemarle
7	Austin Proehl	WR	5-10	175	So.	Charlotte, N.C.	Providence
42	Shakeel Rashad	LB	6-2	235	Sr.	Jacksonville, Fla.	Episcopal
17	Anthony Ratliff-Williams	QB	6-1	200	Fr.	Matthews, N.C.	Butler
35	Chris Ripberger	S	5-11	190	So.	Greensboro, N.C.	Northern Guilford
96	Logan Robinson	DL	6-4	225	So.	Arlington, Va.	Yorktown/The Citadel
43	Jessie Rogers	DE	6-4	270	Sr.	Arlington, Texas	Bowie
83	Caleb Samuel	TE	6-5	275	Fr.*	Macon, Ga.	First Presbyterian
10	Jeff Schoettmer	LB	6-2	235	Sr.	Dallas, Texas	Jesuit College Prep
11	Malik Simmons	CB	5-11	190	Sr.	Lehigh Acres, Fla.	Lehigh
81	Kendrick Singleton	TE/WR	6-2	215	Sr.	Macclenny, Fla.	Baker County
3	Sam Smiley	S	5-11	190	Sr.	Jacksonville, Fla.	Raines
56	Andre Smith	LB	6-0	235	Fr.	Jacksonville, Fla.	Trinity Christian Academy
75	Bentley Spain	OT	6-6	300	So.	Charlotte, N.C.	Providence
27	Jaye Stackhouse	S	6-1	200	Fr.	Suwanee, Ga.	North Gwinnett
6	M.J. Stewart	CB	5-11	200	So.	Arlington, Va.	Yorktown
89	Dalton Stogner	WR	6-4	200	Sr.	Dallas, Texas	Highland Park
55	Jason Stowbridge	DE	6-4	250	Fr.	Deerfield Beach, Fla.	Deerfield Beach
91	Jonathan Sugg	DT	6-2	225	So.	Greensboro, N.C.	Northwest Guilford
54	Johnathan Sutton	LB	6-0	230	Fr.	Swansea, S.C.	Swansea
51	William Sweet	OT	6-7	300	Fr.	Jacksonville, Fla.	First Coast
3	Ryan Switzer	WR	5-10	185	Jr.	Charleston, W.Va.	George Washington
98	Justin Thomason	DT	6-4	295	Sr.	McDonough, Ga.	Eagle's Landing Christian
10	Mitch Trubisky	QB	6-3	220	So.	Mentor, Ohio	Mentor
69	Jonathan Trull	OG	6-4	310	So.	Charlotte, N.C.	Charlotte Christian
86	Carl Tucker	TE	6-2	240	Fr.	Cornelius, N.C.	Hough
78	Landon Turner	OG	6-4	325	Sr.	Harrisonburg, Va.	Harrisonburg
62	Mark Uptegraff	C	6-2	300	So.	Charlotte, N.C.	Fork Union M.A.
72	Mason Veal	OG	6-5	300	Fr.	Charlotte, N.C.	Ardrey Kell
87	Taylor Vippolis	WR	5-9	175	Sr.	Stony Point, N.Y.	North Rockland
35	Damien Washington	WR	6-1	195	Sr.	Kannapolis, N.C.	A.L. Brown
24	Nick Weiler	PK	6-0	190	Jr.	Fairfax Station, Va.	Lake Braddock
12	Marquise Williams	QB	6-2	225	Sr.	Charlotte, N.C.	Mallard Creek
9	Ty'Son Williams	TB	6-0	220	Fr.	Sumter, S.C.	Crestwood
41	Jared Worley	ATH	6-3	200	Fr.	Pittsboro, N.C.	Northwood

*redshirt freshman



2015 DEPTH CHART VS. BAYLOR

OFFENSE (SPREAD)

Left Tackle

75 - Bentley Spain (6-6, 300, So.)
77 - John Ferranto (6-5, 300, Jr.)

Left Guard

70 - Caleb Peterson (6-5, 300, Jr.)
77 - John Ferranto (6-5, 300, Jr.)

Center

68 - Lucas Crowley (6-3, 290, Jr.)
52 - Tommy Hatton (6-3, 285, Fr.)

Right Guard

78 - Landon Turner (6-4, 325, Sr.)
73 - Brad Henson (6-5, 290, So.)

Right Tackle

71 - Jon Heck (6-6, 300, Jr.)
76 - R.J. Prince (6-6, 325, So.)

Tight End/Y

81 - Kendrick Singleton (6-2, 215, Sr.)
82 - Brandon Fritts (6-4, 245, Fr.*)

Quarterback

12 - Marquise Williams (6-2, 225, Sr.)
10 - Mitch Trubisky (6-3, 220, So.)

Tailback

34 - Elijah Hood (6-0, 220, So.)
8 - T.J. Logan (5-10, 190, Jr.) **OR**
21 - Romar Morris (5-10, 190, Sr.)

Wide Receiver

13 - Mack Hollins (6-4, 210, Jr.)
84 - Bug Howard (6-5, 210, Jr.)

Wide Receiver

3 - Ryan Switzer (5-10, 185, Jr.)
7 - Austin Proehl (5-10, 175, So.)

Wide Receiver

14 - Quinshad Davis (6-4, 220, Sr.)
35 - Damien Washington (6-1, 195, Sr.)

DEFENSE (4-3)

Defensive End

17 - Dajaun Drennon (6-4, 255, So.)
44 - Junior Gnonkonde (6-4, 260, Jr.)

Defensive Tackle

98 - Justin Thomason (6-4, 295, Sr.)
95 - Tyler Powell (6-4, 290, So.)
97 - Jalen Dalton (6-6, 280, Fr.)

Defensive Tackle

90 - Nazair Jones (6-5, 295, So.)
93 - Robert Dinkins (6-1, 270, Fr.*)
49 - Jeremiah Clarke (6-5, 315, Fr.*)

Defensive End

45 - Mikey Bart (6-3, 270, Jr.)
43 - Jessie Rogers (6-4, 270, Sr.)

Sam Linebacker

23 - Cayson Collins (6-1, 235, So.)
36 - Cole Holcomb (6-1, 215, So.)

Mike Linebacker

10 - Jeff Schoettmer (6-2, 235, Sr.)
56 - Andre Smith (6-0, 235, Fr.)
47 - Dan Mastromatteo (6-2, 235, Jr.)

Will Linebacker

42 - Shakeel Rashad (6-2, 235, Sr.)
25 - Ayden Bonilla (6-2, 220, Fr.*) **OR**
30 - Hunter Crafford (6-2, 225, So.)

Cornerback

6 - M.J. Stewart (5-11, 200, So.)
11 - Malik Simmons (5-11, 190, Sr.)

Free Safety

26 - Dominique Green (5-11, 190, Jr.)
29 - J.K. Britt (6-0, 195, Fr.)

Strong Safety

15 - Donnie Miles (5-11, 210, So.)
4 - Allen Artis (6-1, 205, So.)

Cornerback

2 - Des Lawrence (6-1, 185, Jr.)
1 - Mike Hughes (5-11, 185, Fr.)

Nickelback

6 - M.J. Stewart (5-11, 200, So.)

SPECIAL TEAMS

Place-kicker

24 - Nick Weiler (6-0, 190, Jr.)
98 - Freeman Jones (6-0, 200, Fr.*)

Kickoff Specialist

24 - Nick Weiler (6-0, 190, Jr.)
98 - Freeman Jones (6-0, 200, Fr.*)

Punter

5 - Joey Mangili (6-3, 210, Jr.)
90 - Corbin Daly (6-3, 200, Fr.*) **OR**
91 - Hunter Lent (6-5, 230, Fr.)

Deep Snapper

41 - Kyle Murphy (6-2, 225, So.) - PK
61 - Tommy Bancroft (6-4, 215, Fr.) - P

Holder

5 - Joey Mangili (6-3, 210, Jr.)
90 - Corbin Daly (6-3, 200, Fr.*)

Kickoff Return

8 - T.J. Logan (5-10, 190, Jr.)
21 - Romar Morris (5-10, 190, Sr.)

Punt Return

3 - Ryan Switzer (5-10, 185, Jr.)
7 - Austin Proehl (5-10, 175, So.)

* - redshirt freshman

2015 SEASON & CAREER STARTS

Player, Pos.	2015	Career
Quinshad Davis, WR	13	46
Landon Turner, OG	13	41
Jeff Schoettmer, LB	13	37
Jon Heck, OT	13	37
Caleb Peterson, OG	13	36
Marquise Williams, QB	13	32
Lucas Crowley, C	13	26
Dominique Green, S	2	25
Des Lawrence, CB	13	25
Dajaun Drennon, DE	11	24
Justin Thomason, DT	11	24
Malik Simmons, CB	6	22
Sam Smiley, S	16	20
Ryan Switzer, WR	9	20
Donnie Miles, S	13	19
Brian Walker, S	4	18
John Ferranto, OT	4	17
T.J. Logan, TB	3	17
Kendrick Singleton, WR	12	18
Shakeel Rashad, LB	13	15
Mikey Bart, DE	13	15
Romar Morris, TB	2	13
Elijah Hood, TB	13	14
Bug Howard, WR	8	12
Mack Hollins, WR	4	12
M.J. Stewart, CB	11	11
Nazair Jones, DT	10	10
Bentley Spain, OT	9	9
Robert Dinkins, DT	3	3
Andre Smith, LB	3	3
Cayson Collins, LB	2	3
Jeremiah Clarke, DT	2	2
Junior Gnonkonde, DE	2	2
Will Dancy, OG/C	-	2
Damien Washington, WR	1	2
Ian Dibble, FB	1	1
Caleb Samuel, TE	1	1
T.J. Jiles, CB	-	1
Allen Artis, S	-	1

PRONUNCIATION GUIDE

Mikey Bart	MY-key	Romar Morris	RO-marr
Ayden Bonilla	A-den boh-NEE-uh	Austin Proehl	PROLE
Malik Carney	muh-LEEK	Jeff Schoettmer	SHOT-murr
Cayson Collins	KAY-suhn	Malik Simmons	muh-LEEK
Kedrick Davis	KEY-drick	Nick Weiler	WYE-luhr
Quinshad Davis	QUIN-shahd	Marquise Williams	mar-KWEECE
Dajaun Drennon	duh-WAHN		
John Ferranto	fuhr-ANN-toe	Assistant Coaches	
Jordan Fiulleteau	fee-ALL-toe	Chris Kapilovic	kuh-PILL-o-vick
Junior Gnonkonde	non-KHAN-day	John Papuchis	puh-POO-chis
Nazair Jones	nah-ZAYHR		
Dan Mastromatteo	mass-troh-muh-TAY-oh		



LARRY FEDORA

HEAD COACH
FOURTH YEAR AT UNC





Larry Fedora's fourth season as North Carolina's head coach has seen the Tar Heels return to the national discussion thanks to a record-setting offense and vastly improved defense. After an 11-1 regular season that featured a school-record 11-game winning streak and ended with the program's first trip to the ACC Championship Game, Fedora stands at 32-19 in his time at UNC.

"I'm a believer that nothing great can be accomplished without energy and a passion for what you believe in," he says. "We're building this program and every day we are striving to become better coaches and student-athletes."

Fedora is building a program at North Carolina that encompasses all aspects of the student-athlete experience. In his first three seasons, the Tar Heels set offensive records in bunches, electrified fans with their special teams play, produced numerous professional prospects and won at least six games every season. Off the field, North Carolina student-athletes are regulars in the community and at local elementary schools. The Tar Heels' APR has improved under Fedora and Carolina had four players on last year's All-ACC Academic Team, the most since 2010.

Despite scholarship limitations imposed before Fedora took over the program, he has guided the Tar Heels to 21 wins in his first three years. Only Dick Crum won more games (24) in his first three seasons in Chapel Hill since the ACC began in 1953.

Fedora was one of the first coaches in the country to implement the spread offense, a style now employed in a majority of major programs. Fedora was quick to brand his style of play as "smart, fast and physical," a mantra he's preached since he first became a head coach at Southern Miss in 2008. That style has paid dividends for UNC, which has averaged more than 425 total yards of offense per game under his watch.

AT CAROLINA

Fedora's first season in 2012 was highlighted by a 6-1 mark at home, including a thrilling 43-35 victory over NC State and a 48-34 win against Virginia Tech. Giovani Bernard's 74-yard punt return in the final seconds of the NC State game ended Carolina's five-game losing skid to its nearby rival and set off a wild celebration on the UNC sidelines. The Virginia Tech game saw Carolina rush for 339 yards, its most since 2004, as the Tar Heels posted 533 total yards of offense. It was also the most points the Hokies had allowed in a game since joining the ACC. Carolina also posted home victories over Elon, East Carolina, Idaho and Maryland, and picked up road wins at Miami and Virginia. It marked the first time a UNC coach had won at Virginia in his first attempt since Dick Crum in 1979.



Statistically, Carolina finished eighth in the country in scoring in 2012, averaging a school-record 40.6 points per game. The Tar Heels scored 30 or more points in nine of 12 games, and twice posted more than 60 points, including a school-record 66 against Idaho. Carolina was 14th in the nation in total offense, averaging a school-record 485.6 yards per game.

The Tar Heels also excelled on special teams, finishing 10th in net punting and 10th in punt return average. Bernard was second nationally in punt returns and fourth as an all-purpose runner.

In his second season, the Tar Heels stumbled to a 1-5 start, but won six of their last seven games, and captured the 2013 Belk Bowl title with a 39-17 thumping of Cincinnati. The win ensured Fedora of his sixth-straight winning season as a head coach.

Carolina's offense set several more school records in 2013, including most points in a game (80), most plays in a season (943) and most passing yards in a season (3,606). It was the sixth consecutive year as a head coach that Fedora's offense has gained more than 5,000 total yards.

Fedora takes pride in having outstanding special teams play and 2013 may have been his best yet. Punt returner Ryan Switzer tied the NCAA single-season record with five punt returns for touchdowns en route to first-team All-America honors as a true freshman. It was the first time a true freshman at Carolina had ever been named first-team All-America. Meanwhile kick returner T.J. Logan returned two kickoffs for touchdowns. Throw in an interception return for touchdown by safety Dominique Green and the Tar Heels set a school record for most non-offensive touchdowns with eight. Not surprisingly, the Tar Heels led the nation in punt returns and also finished 10th in the country in net punting.

The 2013 season culminated in a decisive 39-17 victory over Cincinnati in the Belk Bowl, the Tar Heels' first win in the Charlotte bowl game in four chances. It was Carolina's first bowl win since 2010.

In 2014, Carolina again had one of the top offensive units in the ACC, ranking third in scoring and fifth in total offense. The Tar Heels won four of their last six regular-season games to earn a second straight bowl bid. The

season was highlighted by a 45-20 win at No. 25 Duke, which was televised nationally by ESPN on Thursday night.

BUILT A PROGRAM AT SOUTHERN MISS

The 35th head coach in Carolina history and the 11th since the ACC was formed in 1953, Fedora came to Carolina after four seasons as head coach at Southern Miss where he compiled a 34-19 overall record, including a 12-2 mark in 2012, and advanced to four consecutive bowl games. USM knocked off previously unbeaten and No. 6 Houston, 49-28, in the CUSA title game and then won its school-record 12th game of the year over Nevada in the Hawaii Bowl. The Golden Eagles reached double digits in wins for just the third time in school history and the first time since 1952. USM finished the season ranked No. 19 in the USA Today Coaches Top 25 poll, No. 20 in the Associated Press poll and No. 21 in the BCS standings.

Fedora's 2011 team was among the best in the country on both sides of the ball. Southern Miss was 17th in the nation in total offense, averaging 461.4 yards per game, and 14th in scoring offense with 36.9 points per contest. On defense, the Golden Eagles were seventh in pass efficiency defense, 26th in scoring defense and 29th in total defense.



Southern Miss developed into an explosive offensive program during Fedora's tenure, gaining more than 5,000 total yards of offense in each of his four seasons, including a school-record 6,459 yards in 2011. In three of his four years in Hattiesburg, the Golden Eagles established a school record for total offense. In addition, USM was one of only five schools to run more than 1,000 plays in 2010-11.

LEARNING AS AN ASSISTANT

The Southern Miss job was Fedora's first head coaching assignment after excelling in the collegiate ranks as an assistant. He spent three seasons as the offensive coordinator at Oklahoma State from 2005-07 where the Cowboys raised their rushing, passing and total offensive yards each year with Fedora at the helm. In 2006, the Cowboys were one of just two teams - the other being Boise State - to average over 200 yards both rushing and passing.

The OSU offense averaged over 30 points per contest over his final two seasons as well. The Cowboys made the biggest improvement in the country in scoring following his second season of running the offense, jumping from 96th nationally in 2005 to seventh in 2006.

Prior to his stint at Oklahoma State, Fedora spent three seasons at Florida as run game coordinator (2002), perimeter game coordinator (2003) and offensive coordinator (2004). He also coached the running backs and receivers all three seasons.

In 2004, Fedora's Gators ranked first in the SEC in six different categories including passing offense (271.1), total offense (426.9), third down conversion percentage (47.8), touchdown passes (29), pass attempts (407) and pass completions (243).

Before going to Florida, Fedora was the offensive coordinator at Middle Tennessee from 1999-2001. In three seasons at MTSU, Fedora's offense av-

eraged 424 yards of total offense, 181 rushing yards and 31 points per game. With Fedora as their offensive coordinator, the Blue Raiders set 43 school records over three seasons.

Fedora began his coaching career as a graduate assistant at Austin College in 1986. He then served as an assistant coach at Garland (Texas) High School from 1987-90. Fedora returned to the collegiate ranks in 1991, serving as the tight ends, wide receivers and running backs coach at Baylor, where he stayed until 1996. He then spent two seasons (1997-98) at Air Force coaching the passing game and wide receivers.

PLAYING CAREER


As a player, Fedora was a wide receiver at Austin College from 1981-84. He played on the 1981 Kangaroo squad that won the NIAA championship. He earned academic All-America honors in 1983, and was honorable mention All-America in both 1983 and 1984.

FAMILY

Born Sept. 10, 1962, in College Station, Texas, Fedora is a 1985 graduate of Austin College in Sherman, Texas, where he also received his master's degree in 1986. He is married to the former Christi Wood, and the couple has one son, Dillon, and three daughters, Sydney, Peyton and Hallie.




LARRY FEDORA YEAR-BY-YEAR COACHING RECORD

Year	School	Position	Record	Postseason
1986	Austin College	Grad. Asst.	---	
1987	Garland (Texas) HS	Assistant	---	
1988	Garland (Texas) HS	Assistant	---	
1989	Garland (Texas) HS	Assistant	---	
1990	Baylor	Assistant	6-4-1	
1991	Baylor	Assistant	8-4	Copper Bowl (L, 24-0 to Indiana)
1992	Baylor	Assistant	7-5	Sun Bowl (W, 20-15 vs. Arizona)
1993	Baylor	Assistant	5-6	
1994	Baylor	Assistant	7-5	Alamo Bowl (L, 10-3 vs. Washington)
1995	Baylor	Assistant	7-4	
1996	Baylor	Assistant	4-7	
1997	Air Force	Assistant	10-3	Las Vegas Bowl (L, 41-31 vs. Oregon)
1998	Air Force	Assistant	12-1	O'ahu Bowl (W, 45-25 vs. Washington)
1999	Middle Tennessee	Assistant	3-8	
2000	Middle Tennessee	Assistant	6-5	
2001	Middle Tennessee	Assistant	8-3	
2002	Florida	Assistant	8-5	Outback Bowl (L, 38-30 vs. Michigan)
2003	Florida	Assistant	8-5	Outback Bowl (L, 37-17 vs. Iowa)
2004	Florida	Assistant	7-5	Peach Bowl (L, 27-10 vs. Miami)
2005	Oklahoma State	Assistant	4-7	
2006	Oklahoma State	Assistant	7-6	Independence Bowl (W, 34-31 vs. Alabama)
2007	Oklahoma State	Assistant	7-6	Insight Bowl (W, 49-33 vs. Indiana)*
2008	Southern Mississippi	Head Coach	7-6	New Orleans Bowl (W, 30-27 OT vs. Troy)
2009	Southern Mississippi	Head Coach	7-6	New Orleans Bowl (L, 42-32 vs. MTSU)
2010	Southern Mississippi	Head Coach	8-5	Beef 'O' Brady's Bowl (L, 31-28 vs. Louisville)
2011	Southern Mississippi	Head Coach	12-2	CUSA Champions (W, 49-28 vs. Houston) Hawaii Bowl (W, 24-17 vs. Nevada)
2012	North Carolina	Head Coach	8-4 (5-3)	Tied for first in Coastal Division
2013	North Carolina	Head Coach	7-6 (4-4)	Belk Bowl (W, 39-17 vs. Cincinnati)
2014	North Carolina	Head Coach	6-7 (4-4)	Quick Lane Bowl (L, 40-21 vs. Rutgers)
2015	North Carolina	Head Coach	11-2 (8-0)	Russell Athletic Bowl vs. Baylor
Career record as head coach:			66-38 (eighth season)	
Record at UNC:			32-19 (21-11 ACC)	*Did not coach bowl game


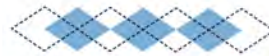

GUNTER BREWER

CO-OFFENSIVE COORDINATOR
WIDE RECEIVERS COACH
NINTH YEAR AT UNC




JOHN PAPUCHIS

LINEBACKERS COACH
FIRST YEAR AT UNC


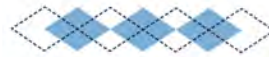

GENE CHIZIK

DEFENSIVE COORDINATOR
FIRST YEAR AT UNC



LARRY PORTER

RUNNING BACKS COACH
SPECIAL TEAMS COORDINATOR
SECOND YEAR AT UNC

KEITH HECKENDORF

QUARTERBACKS COACH
RECRUITING COORDINATOR
FIFTH YEAR AT UNC


TRAY SCOTT

DEFENSIVE LINE COACH
FIRST YEAR AT UNC





LOU HERNANDEZ

HEAD STRENGTH & CONDITIONING
COACH FOR FOOTBALL
FOURTH YEAR AT UNC





CHARLTON WARREN

DEFENSIVE BACKS COACH
FIRST YEAR AT UNC








CHRIS KAPILOVIC

ASSOCIATE HEAD COACH
CO-OFFENSIVE COORD./OL COACH
FOURTH YEAR AT UNC






ANDREW MITCHELL
GRADUATE ASSISTANT COACH
SECOND YEAR AT UNC

CAMERON O'NEAL
GRADUATE ASSISTANT COACH
SECOND YEAR AT UNC



JONATHAN RUTLEDGE
GRADUATE ASSISTANT COACH
SECOND YEAR AT UNC

RYAN SIMS
GRADUATE ASSISTANT COACH
SECOND YEAR AT UNC



ALLEN ARTIS

SAFETY
6-1 • 205 • SOPHOMORE
MARIETTA, GA. • WHEELER


  **4**

Played in 11 games during the regular season, primarily on special teams • Recorded four tackles.

ALLEN ARTIS - CAREER STATISTICS



Year	Pri	A	Total	TFL	SACKS	INT	PBU	FF	FR
2014	7	7	14	0-0	0-0	0	0	0	0
2015	1	3	4	0-0	0-0	0	0	0	0
Totals	8	10	18	0-0	0-0	0	0	0	0

Career High: 3 tackles at East Carolina (2014)




THOMAS BERNHARDT

CENTER
6-3 • 290 • SOPHOMORE
RALEIGH, N.C. • CARDINAL GIBBONS



  **64**

Reserve guard who played primarily on the extra point and field goal team • Saw action on 101 snaps in the regular season, including a career-high 21 in the 59-21 win over Miami.



TOMMY BANCROFT

DEEP SNAPPER
6-4 • 215 • FRESHMAN
LA JOLLA, CALIF. • FRANCIS PARKER SCHOOL

  **61**

Appeared in every game as the deep snapper on punts.



MIKEY BART

DEFENSIVE END
6-3 • 270 • JUNIOR
BUFORD, GA. • BUFORD


  **45**

Veteran defender who has solidified a spot as a starting defensive end and who leads the team with 6.5 sacks on the year • Finished with a career-high seven tackles in the ACC Championship Game against Clemson • Tallied a pair of solo tackles, a sack and a quarterback hurry in the win at NC State • Finished with a career-high 2.5 sacks in the win at Virginia Tech • Had three tackles (two solo) in the win over Duke • Blocked a punt and had three quarterback hurries in the win at Pitt • Was dominant in the win over Virginia, finishing with two sacks, two quarterback hurries and a forced fumble • Had a tackle and a quarterback hurry in the win over Illinois • Had two tackles and a quarterback hurry in the win over NC A&T • Notched his first sack of the year in the season opener against South Carolina.

MIKEY BART - CAREER STATISTICS



Year	Pri	A	Total	TFL	SACKS	INT	QBH	FF	FR
2013	5	3	8	1.0-9	1.0-9	0	0	0	0
2014	9	3	12	1.0-9	1.0-9	0	0	1	0
2015	15	12	27	6.5-28	6.5-28	0	8	1	0
Totals	29	18	47	8.5-46	8.5-46	0	8	2	0

Career High: 7 tackles vs. Clemson (2015) • 2.5 sacks at Virginia Tech (2015)



AYDEN BONILLA

SAFETY
6-2 • 220 • FRESHMAN*
WOODSTOCK, GA. • ETOWAH

  **24**

Appeared in all 13 games, primarily on special teams • Has six tackles (four solo) and a forced fumble on the year • Saw his most extensive action to date and finished with three tackles (two solo) in the win over Delaware • Forced a fumble on special teams in his first career action in the season opener against South Carolina • Made the transition from safety to line-backer after redshirting in 2014.

AYDEN BONILLA - CAREER STATISTICS

Year	Pri	A	Total	TFL	SACKS	INT	PBU	FF	FR
2015	4	2	6	0-0	0-0	0	0	1	0
Totals	4	2	6	0-0	0-0	0	0	1	0

Career High: 3 tackles vs. Delaware (2015)



J.K. BRITT

SAFETY
6-0 • 195 • FRESHMAN
NEWNAN, GA. • NEWNAN


  **21**

Appeared in 10 games as a reserve defensive back • Tallied eight tackles and two pass breakups on the year • Had a season-best four tackles and a pass breakup in the win over Illinois • Logged his first career tackle in the win against NC A&T • Talented defensive back who is playing as a true freshman.

J.K. BRITT - CAREER STATISTICS


Year	Pri	A	Total	TFL	SACKS	INT	PBU	FF	FR
2015	4	4	8	0-0	0-0	0	2	0	0
Totals	4	4	8	0-0	0-0	0	2	0	0

Career High: 4 tackles vs. Illinois (2015)

CHARLES BRUNSON

TAILBACK
 5-11 • 205 • JUNIOR
 WINSTON-SALEM, N.C. • NORTH DAVIDSON




27

Has appeared in 12 games as a reserve tailback and on special teams • Rushed nine times for 25 yards and a touchdown for the year • Had a pair of special teams tackles in the ACC Championship Game against Clemson • Rushed four times for 10 yards and his first touchdown of the year in the win over Miami.


CHARLES BRUNSON - CAREER STATISTICS										
Year	Rushing					Receiving				
	No.	Yards	Avg.	TD	LP	No.	Yards	Avg.	TD	LP
2013	9	58	6.4	0	29	0	0	0.0	0	0
2014	12	77	6.4	2	17	0	0	0.0	0	0
2015	9	25	2.8	1	11	1	0	0.0	0	0
Totals	30	160	5.3	3	29	1	0	0.0	0	0

Career Highs: 54 rushing yards vs. Liberty (2014), Old Dominion (2013); 9 rushing attempts vs. Liberty (2014)



CAYSON COLLINS

LINEBACKER
 6-1 • 235 • SOPHOMORE
 CHARLOTTE, N.C. • BERRY ACADEMY



23

Had five tackles (four solo) and a tackle for loss in the ACC Championship Game against Clemson • Finished with two tackles and a fumble recovery in the win over Miami • Had six stops each in wins over Duke and Wake Forest • Established a new career high with 10 tackles (nine solo) and had a pair of tackles for loss and a forced fumble in the win at Georgia Tech • Had two stops in the Delaware win • Started at Sam linebacker and finished with three tackles (two solo) in the win over NC A&T • Had three tackles in the season opener against South Carolina.

CAYSON COLLINS - CAREER STATISTICS									
Year	Pri	A	Total	TFL	SACKS	QBH	PBU	FF	FR
2014	18	18	35	0-0	0-0	0	0	2	2
2015	23	15	38	3.0-11	0-0	0	0	1	1
Totals	41	33	74	3.0-11	0-0	0	0	3	3

Career High: 10 tackles at Georgia Tech (2015)



JEREMIAH CLARKE

DEFENSIVE TACKLE
 6-5 • 315 • FRESHMAN*
 ALEXANDRIA, VA. • T.C. WILLIAMS




49

Appeared in all 13 games at defensive tackle, tallying 34 tackles and a sack • Had three stops in the ACC Championship Game against Clemson • Finished with three tackles in road wins over Virginia Tech and NC State • Registered his first career sack in the win over Miami • Had three tackles each in wins over Duke, Pitt and Virginia • Matched a season high with five stops against Wake Forest • Finished with three tackles and a quarterback hurry in the win over Illinois • Had five stops (two solo) and a tackle for loss in the win over NC A&T • Got the start at defensive tackle in his first career game and finished with a solo tackle against South Carolina • Redshirted in 2014.


JEREMIAH CLARKE - CAREER STATISTICS									
Year	Pri	A	Total	TFL	SACKS	QBH	PBU	FF	FR
2015	14	20	34	2.0-14	1.0-11	2	0	0	0
Totals	14	20	34	2.0-14	1.0-11	2	0	0	0

Career High: 5 tackles vs. Wake Forest (2015), vs. NC A&T (2015)



HUNTER CRAFTORD

LINEBACKER
 6-2 • 225 • SOPHOMORE
 GREENVILLE, N.C. • AYDEN-GRIFTON/PENN STATE



30

Appeared in seven games on special teams and finished with a pair of tackles • Recovered an onside kick in the late stages of the ACC Championship Game against Clemson that was ultimately negated after an offside flag • Had tackles against NC State and Duke • Transfer from Penn State who joined the program in January 2015.



LUCAS CROWLEY


CENTER
 6-3 • 290 • JUNIOR
 PONTE VEDRA, FLA. • NEASE



68

Named to the All-ACC third team by both ACSMA and the league's coaches • Saw action on 764 snaps in the regular season, including a season-high 78 in the Coastal Division clinching overtime win at Virginia Tech • Part of an offensive line that was named to a Joe Moore Award semifinalist, a new award that recognizes the best o-line play in the country • Offensive line paved the way for Elijah Hood to rush for more than 1,300 yards and Mar-quis Williams to run for more than 850 yards • Posted a season-best grade of 90 percent in a 59-21 win over Miami • Graded out at 85 percent and had seven knockdown blocks in a 66-31 win over Duke • Carolina averaged 8.8 yards per play against the Blue Devils • Saw action on 59 snaps and had

nine knockdowns in the 48-14 win over Illinois • Carolina rushed for 254, an average of 6.9 yards per carry, against the Illini • Graded out at 84 percent and had 10 knockdowns in the win over North Carolina A&T • Played 69 snaps, posted seven knockdowns and graded out at 83 percent in the season opener against South Carolina as the Tar Heels posted 208 rushing yards and averaged 6.5 yards per carry.



JALEN DALTON
DEFENSIVE LINE
 6-6 • 280 • FRESHMAN
 CLEMMONS, N.C. • WEST FORSYTH, N.C.


97

Appeared in eight games and tallied 11 tackles, two quarterback hurries, a tackle for loss and a pass breakup • Broke up a pass in the win at NC State • Had a pair of stops in the win over Duke • Tallied a quarterback hurry in the win at Pitt • Finished with two tackles in the win over Virginia • Made his collegiate debut against Wake Forest and finished with four tackles (three solo) and a quarterback hurry.

JALEN DALTON - CAREER STATISTICS

Year	Pri	A	Total	TFL	SACKS	QBH	PBU	FF	FR
2015	6	5	11	1.0-1	0-0	2	1	0	0
Totals	6	5	11	1.0-1	0-0	2	1	0	0

Career High: 4 tackles vs. Wake Forest (2015)



QUINSHAD DAVIS
WIDE RECEIVER
 6-4 • 220 • SENIOR
 GAFFNEY, S.C. • GAFFNEY


14

UNC school record holder with 25 career touchdown receptions - had five TD receptions as a freshman in 2012, made 10 scoring grabs in 2013, caught six in 2014 and four so far in 2015 • Also holds the school record for career receptions with 199 • Has 2,554 career receiving yards, which ranks second all-time at UNC • Named to All-ACC Third Team by ACSMA • Caught three passes for a team-high 73 yards in the ACC Championship Game against Clemson • Finished with four catches for 33 yards and a touchdown in the win at NC State • Pulled down a 5-yard touchdown in overtime to end a 30-27 win over Virginia Tech that clinched the Coastal Division title • Had three catches for 42 yards in the win • Finished with three receptions for 33 yards in the win over Miami • Caught three passes for 45 yards and a touchdown in the win over Duke • Became the UNC career leader in receptions with three catches for 24 yards in the win at Pitt • Pulled down six balls for 40 yards in the win over Virginia • Had three receptions for 21 yards against Wake Forest • Threw his fourth career touchdown pass against Georgia Tech, a 37-yard scoring strike to Marquise Williams • Caught five balls for 83 yards in the win over Delaware • Became the career leader at UNC with his 22nd touchdown reception against Illinois • Had five catches for 56 yards in the win over the Illini • Finished with four catches for 40 yards in the win over NC A&T • Caught four passes for 52 yards in the season opener against South Carolina • Returned from a broken leg suffered in the Quick Lane Bowl that caused him to miss all of spring practice.

QUINSHAD DAVIS - CAREER STATISTICS

Year	Rec.	Yards	Avg.	TD	LP
2012	61	776	12.7	5	50
2013	48	730	15.2	10	59
2014	41	470	11.5	6	26
2015	49	578	11.8	4	40
Totals	199	2554	12.8	25	59


Career Highs: 16 receptions at Virginia (2012); 178 yards at Virginia (2012)



IAN DIBBLE
DEFENSIVE TACKLE
 6-1 • 230 • SENIOR
 CHARLOTTE, N.C. • ARDREY KELL

20

Appeared in 12 games on special teams and recorded a pair of tackles • Also saw time at fullback in certain short-yardage situations.



ROBERT DINKINS
DEFENSIVE TACKLE
 6-1 • 270 • FRESHMAN*
 CHARLOTTE, N.C. • OLYMPIC


93

Appeared in all 13 games at defensive tackle and tallied 17 tackles, one sack, two quarterback hurries, one fumble recovery and one pass breakup • Had one tackle each against Duke, Pitt and Virginia • Also had a quarterback hurry and a fumble recovery against the Cavaliers • Finished with a season-high four stops in the win over Wake Forest • Assisted on a tackle at Georgia Tech • Had two stops in wins over Illinois and Delaware • Added a pass breakup in the win over the Illini • Finished with three tackles, including his first career sack, in the win over NC A&T • Made his Carolina debut in the season opener against South Carolina and had one tackle • Redshirted in 2014.

ROBERT DINKINS - CAREER STATISTICS

Year	Pri	A	Total	TFL	SACKS	QBH	PBU	FF	FR
2015	3	14	17	1.0-1	1.0-1	2	1	0	1
Totals	3	14	17	1.0-1	1.0-1	2	1	0	1

Career High: 4 tackles vs. Wake Forest (2015)



DAJAUN DRENNON
DEFENSIVE END
 6-4 • 255 • SOPHOMORE
 CLEMENTON, N.J. • TIMBER CREEK

17

Had three tackles in the ACC Championship Game against Clemson • Finished with four tackles and a season-high 1.5 sacks in the win at NC State • Had three solo stops, including one for loss, in the win at Virginia Tech • Returned from injury and had one solo tackle in the win over Miami • Suffered an injury in the win over Virginia and missed two games • Had five stops




in the win over Wake Forest • Had three solo tackles in the win at Georgia Tech • Played perhaps the best game of his career against Delaware, tallying seven tackles (five solo), a tackle for loss and a pass breakup • Earned the coaches' defensive player of the week award for his performance against the Blue Hens • Had three tackles and assisted on a tackle for loss in the win over Illinois • Finished with two tackles and two quarterback hurries in the win over NC A&T • Had four tackles, including one for loss, in the season opener against South Carolina.

DAJAUN DRENNON - CAREER STATISTICS

Year	Pri	A	Total	TFL	SACKS	QBH	PBU	FF	FR
2014	17	19	36	5.5-15	2.0-4	2	1	0	0
2015	19	17	36	5.0-19	1.5-10	2	1	0	0
Totals	36	36	72	10.5-34	3.5-14	4	2	0	0

Career High: 7 tackles vs. Delaware (2015); 1.5 sacks at NC State (2015)




JOHN FERRANTO

OFFENSIVE TACKLE
6-6 • 300 • JUNIOR
BURLINGTON, N.J. • TOWNSHIP



Made four starts at left tackle against Illinois, Delaware, Georgia Tech and Wake Forest • Saw action on 433 snaps in the regular season, including a season-high 78 in the win over Delaware • Part of an offensive line that was named to a Joe Moore Award semifinalist, a new award that recognizes the best o-line play in the country • Offensive line paved the way for Elijah Hood to rush for more than 1,300 yards and Marquise Williams to run for more than 850 yards • Had a season-high seven knockdown blocks in the win over Wake Forest • Played 52 snaps, did not have any missed assignments and had two knockdown blocks in the win over Illinois • Missed the first two games with an injury.



JORDAN FIEULLETEAU

WIDE RECEIVER
6-3 • 210 • SOPHOMORE
RALEIGH, N.C. • WAKEFIELD




Has appeared in six games as a backup wide receiver • Finished with team highs of four catches and 74 yards in the win over Miami.

JORDAN FIEULLETEAU - CAREER STATISTICS

Year	Rec.	Yards	Avg.	TD	LP
2014	2	29	14.5	0	23
2015	6	100	16.7	0	47
Totals	8	129	16.1	0	47

Career Highs: 4 catches vs. Miami (2015); 74 receiving yards vs. Miami (2015)



KHRIS FRANCIS

TAILBACK
5-9 • 210 • JUNIOR
DURHAM, N.C. • HILLSIDE




Has appeared in 12 games as a reserve tailback and on special teams • Rushed 11 times for 37 yards and returned one kickoff for 19 yards • Also registered one special teams tackle.

KHRIS FRANCIS - CAREER STATISTICS

Year	Rushing					Receiving				
	No.	Yards	Avg.	TD	LP	No.	Yards	Avg.	TD	LP
2013	63	236	3.7	1	28	11	82	7.5	1	19
2014	12	26	2.2	0	6	5	28	5.6	0	9
2015	11	37	3.4	0	16	0	0	0.0	0	0
Totals	86	299	3.5	1	28	16	110	6.9	1	19

Career Highs: 10 rushing attempts vs. MTSU & Cincinnati (2013); 42 rushing yards vs. MTSU (2013)



BRANDON FRITTS

TIGHT END
6-4 • 245 • FRESHMAN*
MENTOR, OHIO • MENTOR




Appeared in all 13 games and caught 14 passes for 184 yards and three touchdowns • Had single catches against Clemson and NC State • Finished with three catches for a season-high 63 yards in the win at Virginia Tech • Reeled in his third touchdown catch of the year, a 2-yard reception against Miami • Finished with two grabs for 19 yards in the win over the Hurricanes • Had two receptions for 37 yards, including a season-long 36-yard play, in the win over Duke • Finished with one catch for five yards against Wake Forest • Caught one pass for 11 yards in the win over Delaware • Scored his first two career touchdowns in the win over NC A&T • Caught a 2-yard touchdown pass from high school teammate Mitch Trubiksy and added a 1-yard score from Marquis Williams • Finished with three catches for 11 yards against the Aggies • Redshirted in 2014.

BRANDON FRITTS - CAREER STATISTICS

Year	Rec.	Yards	Avg.	TD	LP
2015	14	184	13.1	3	36
Totals	14	184	13.1	3	36

Career Highs: 3 catches vs. NC A&T (2015), at Virginia Tech (2015) ; 63 receiving yards at Virginia Tech (2015)



JUNIOR GNONKONDE

DEFENSIVE END
6-4 • 260 • JUNIOR
LAKELAND, GA. • LANIER COUNTY



Appeared in 11 games at defensive end and finished with 34 tackles, including 7.0 for loss, 3.5 sacks, eight quarterback hurries and fumble recoveries and a pass breakup • Had four solo stops in the ACC Championship Game against Clemson • Finished with a pair of tackles in the win at NC State • Notched six tackles, assisted on a sack and had one quarterback hurry in the win at Virginia Tech • Had three solo tackles, a pass breakup and a tackle for loss in the win over Duke • Finished with four quarterback hurries, a sack and a fumble recovery in the win at Pitt • Had two tackles and a pair of quarterback hurries in the win over Virginia • Played one of the best games of his career in the win over Wake Forest, finishing with career highs of nine tackles, two sacks and 2.5 tackles for loss • Tallied a pair of TFLs and returned a fumble 20 yards late in the win over Georgia Tech • Had a tackle and a quarterback hurry in the win over Illinois • Started the season opener against South Carolina at defensive end and had two tackles.

JUNIOR GNONKONDE - CAREER STATISTICS

Year	Pri	A	Total	TFL	SACKS	INT	QBH	FF	FR
2013	14	8	22	0-0	0-0	0	1	1	0
2014	12	29	41	5.0-17	1.0-2	0	2	1	0
2015	18	16	34	7.0-41	3.5-31	0	8	0	2
Totals	44	53	97	12.0-58	4.5-33	0	11	2	2

Career High: 9 tackles vs. Wake Forest (2015); 2.5 tackles for loss vs. Wake Forest (2015); 2.0 sacks vs. Wake Forest (2015)



DOMINIQUE GREEN

SAFETY
5-11 • 190 • JUNIOR
LAURINBURG, N.C. • SCOTLAND COUNTY/HARGRAVE M.A.




Appeared in all 13 games and started two at safety, tallying 31 tackles, two pass breakups and an interception • Matched a season high with five solo tackles (six total) in the ACC Championship Game against Clemson • Had three stops in the win at NC State • Started at safety and had perhaps his best game of the year, finishing with a team-high eight tackles (five solo) and a pass breakup against Miami • Had three solo tackles and his first interception of the year in the win over Duke • Had two tackles each in wins over Virginia and Wake Forest • Finished with one tackle in the win over Delaware • Had a season-high four stops (three solo) in the Illinois win • Had two tackles and a pass breakup in the win over NC A&T.

DOMINIQUE GREEN - CAREER STATISTICS

Year	Pri	A	Total	TFL	SACKS	INT	PBU	FF	FR
2013	34	25	59	1.5-18	0-0	3-62	5	0	0
2014	25	16	41	0-0	0-0	0-0	2	0	3
2015	22	9	31	0-0	0-0	1-12	2	0	0
Totals	81	50	131	1.5-18	0-0	4-74	9	0	3

Career High: 9 tackles vs. Duke (2013)




JON HECK

OFFENSIVE TACKLE
6-7 • 300 • JUNIOR
JACKSONVILLE, FLA. • THE BOLLES SCHOOL



Named to the All-ACC Second Team by both ACSMA and the league's coaches • Started all 13 games at right tackle and saw action on 770 snaps, an average of 59 plays per game • Offensive line was named to the Joe Moore Award Quarterly Honor Roll, which recognizes the best o-line play in the country • Offensive line paved the way for Elijah Hood to rush for more than 1,300 yards and Marquise Williams to run for more than 850 yards • Graded out at 83 percent and had seven knockdowns in a win over Miami • Saw action on 59 snaps and had seven knockdowns in a comeback win at Georgia Tech • Played 70 snaps against Delaware and helped the Tar Heels average 8.4 yards per play and total a season-high 568 yards of offense • Played 64 snaps and had five knockdown blocks in the win over Illinois • Had 14 knockdown blocks and played 59 snaps in the win over North Carolina A&T • Saw action on 67 snaps, had four knockdown blocks and graded out at 83 percent in the season opener vs. South Carolina.




BRAD HENSON

OFFENSIVE GUARD
6-5 • 290 • SOPHOMORE
SURF CITY, N.J. • MOSIGNOR DONOVAN



Played in all 13 games and saw action on 173 snaps • Played both center and guard and was on the extra point and field goal units • Was in on 27 plays in the 66-31 win over Duke and played 24 snaps in the 59-21 win over Miami • Played a season-high 32 snaps and had four knockdowns in Carolina's 53-14 win over A&T • Carolina did not allow any pressures or sacks and had 463 yards of total offense • Played five snaps and had a knockdown block against South Carolina.



COLE HOLCOMB

LINEBACKER
6-1 • 215 • SOPHOMORE
NEW SMYRNA BEACH, FLA. • NEW SMYRNA BEACH




Appeared in all 13 games primarily on special teams • Also saw time at linebacker, registering 15 tackles on the year • Finished with three solo tackles in the win over Miami • Had single stops in wins over Pitt, Virginia, Georgia Tech and Delaware • Tallied three tackles in the win over Illinois • Finished with four tackles (three solo) in the win over NC A&T • Made his collegiate debut in the season opener against South Carolina.



COLE HOLCOMB - CAREER STATISTICS

Year	Pri	A	Total	TFL	SACKS	INT	QBH	FF	FR
2015	9	6	15	0-0	0-0	0	0	0	0
Totals	9	6	15	0-0	0-0	0	0	0	0

Career High: 4 tackles vs. NC A&T (2015)

MACK HOLLINS
WIDE RECEIVER
6-4 • 210 • JUNIOR
ROCKVILLE, MD. • WOOTTEN/FORK UNION M.A.

13

Named to the All-ACC Second Team by ACSMA and the third team by the league's coaches • Enters the bowl game with 28 catches for a team-high 711 yards and eight touchdowns • His 25.4 yards per reception lead the nation by almost three yards per catch • Also UNC's special teams captain • Caught two balls for 41 yards in the ACC Championship Game against Clemson • Had three receptions for 65 yards and a 53-yard touchdown in the win at NC State • Finished with single catches in wins over Virginia Tech and Miami • Picked up his second ACC Receiver of the Week honor after catching five balls for 165 yards and a 74-yard touchdown in the win over Duke • Caught two balls for 81 yards and a 32-yard score in the win at Pitt • Had three catches for 38 yards in the win over Virginia • Became the first Tar Heel to catch three touchdown passes since 2011 when he tallied three scores against Wake Forest • Caught two passes for 34 yards in the win at Georgia Tech • Earned ACC Receiver of the Week honors after catching three passes for 100 yards and two touchdowns in the win over Delaware • Pulled down touchdown passes of 33 and 64 yards from Mitch Trubisky and now has 10 scoring grabs for his career • Marked the second two-TD game of his career (2014 at Virginia) and his third career 100-yard receiving game • Caught two passes for 26 yards in the win over NC A&T • Had one catch for six yards in the season opener against South Carolina.

MACK HOLLINS - CAREER STATISTICS

Year	Rec.	Yards	Avg.	TD	LP
2013	0	0	0.0	0	0
2014	35	613	17.5	8	91
2015	28	711	25.4	8	74
Totals	63	1324	21.0	16	91

Career Highs: 6 receptions at Notre Dame (2014); 165 yards vs. Duke (2015); 91-yard reception vs. SDSU (2014); 3 touchdowns vs. Wake Forest (2015)



ELIJAH HOOD
TAILBACK
6-0 • 220 • SOPHOMORE
CHARLOTTE, N.C. • CHARLOTTE CATHOLIC




34

Named to the All-ACC First Team by ACSMA and the second team by the league's coaches • Has started all 13 games at tailback, carrying the ball 206 times for 1,345 yards and 17 touchdowns • Ranks second in the ACC with 1,345 rushing yards, the third-highest single-season total in Carolina history • Also ranks second in the league in rushing touchdowns and fourth in yards per carry (6.5) • Rushed 14 times for 65 yards and a score in the ACC Championship Game against Clemson • Earned ACC Offensive Back of the Week honors after rushing 21 times for a career-high 220 yards and two touchdowns in the win at NC State • His 220 rushing yards were the most by a Tar Heel in the history of the series • Gained 115 yards on 17 carries and scored twice in the win at Virginia Tech, topping the 1,000-yard milestone in the process • Had 17 carries for 132 yards and a touchdown in the win over Miami • Rushed 17 times for 69 yards and three touchdowns in the win over Duke • Just missed going over 100 yards for the third straight week with 98 yards on 20 carries in the win at Pitt • Had 21 carries for 101 yards and two scores in the win over Virginia • Needed just eight carries to gain


GOHEELS.COM

101 yards and score a touchdown in the win over Wake Forest • Also caught two passes for 19 yards • Finished with 12 carries for 60 yards and two touchdowns in the win at Georgia Tech • Rushed for 61 yards and caught one pass for 14 yards in the win over Delaware • Rushed for 129 yards and a touchdown in the win over Illinois • His 16 carries in back-to-back weeks against Illinois and NC A&T were a career high • Teamed with Marquise Williams in the Illinois game to give UNC two 100-yard rushers in a game for the first time since 2010 • Finished with 16 carries for 56 yards and two touchdowns in the win over NC A&T • The win over the Aggies was his first career two-touchdown game • Rushed 13 times for a career-high 138 yards in the season opener against South Carolina • He was the first Tar Heel to rush for 100 yards in the season opener since 2009 and his 138 yards were the most by a Tar Heel in a season opener since Torin Dorn (165 vs. Illinois, 1987).



ELIJAH HOOD - CAREER STATISTICS

Year	Rushing					Receiving				
	No.	Yards	Avg.	TD	LP	No.	Yards	Avg.	TD	LP
2014	67	259	3.9	4	19	2	-2	-1.0	0	1
2015	206	1345	6.5	17	44	11	64	5.8	0	14
Totals	273	1604	5.9	21	44	13	62	4.8	0	14

Career Highs: 21 carries vs. Virginia (2015), at NC State (2015); 220 rushing yards at NC State (2015); 3 rushing touchdowns vs. Duke (2015)



BUG HOWARD
WIDE RECEIVER
6-5 • 210 • JUNIOR
ROCHELLE, GA. • WILCOX COUNTY


84

Enters the bowl game with 26 catches for 446 yards and three touchdowns • Ranks third in the ACC with 17.2 yards per catch • Caught one pass for 11 yards in the ACC Championship Game against Clemson • Finished with three receptions for 28 yards and a 17-yard kickoff return on an onside kick in the win at NC State • Caught three passes for 83 yards and a 49-yard touchdown at the end of the first half in the win over Duke • Finished with two catches for 43 yards against Virginia • Grabbed four receptions for 45 yards in the win over Wake Forest • Caught three passes for 52 yards and his second touchdown of the year in the win over Delaware • Had one catch for 27 yards in the win over Illinois and two grabs for 37 yards in the NC A&T win • Had a standout performance in the season opener against South Carolina, finishing with career highs of six catches and 114 yards with a touchdown • Made his first career start against the Gamecocks.

BUG HOWARD - CAREER STATISTICS

Year	Rec.	Yards	Avg.	TD	LP
2013	22	278	12.6	4	25
2014	42	455	10.8	2	35
2015	26	446	17.2	3	49
Totals	90	1179	13.1	9	49

Career Highs: 6 receptions vs. South Carolina (2015); 114 receiving yards vs. South Carolina (2015)



MIKE HUGHES

CORNERBACK
5-11 • 185 • FRESHMAN
NEW BERN, N.C. • NEW BERN




Appeared in 11 games at cornerback and on special teams • Enters the bowl game with 10 tackles (nine solo) and three pass breakups • Had three solo tackles and two pass breakups in the win over Miami • Also returned a kick-off 40 yards, his first career kickoff return • Broke up a pass in the end zone against Delaware • Finished with a solo tackle in the win over Illinois • Had a pair of solo tackles in the win over NC A&T • Saw time in the season opener against South Carolina.

MIKE HUGHES - CAREER STATISTICS

Year	Pri	A	Total	TFL	SACKS	INT	PBU	FF	FR
2015	9	1	10	0-0	0-0	0	3	0	0
Totals	9	1	10	0-0	0-0	0	3	0	0

Career High: 3 tackles vs. Miami (2015)



DES LAWRENCE

CORNERBACK
6-1 • 185 • JUNIOR
CHARLOTTE, N.C. • CHARLOTTE CHRISTIAN




Named to the All-ACC Second Team by the league's coaches and the third team by ACSMA • Started all 13 games at cornerback • Enters the bowl game with 52 tackles (38 solo), 2.5 tackles for loss, 14 pass breakups, two interceptions and one quarterback hurry • Tied with teammate M.J. Stewart for second in the ACC with 14 pass breakups and third in the league with 16 passes defended • Had four stops in the ACC Championship Game against Clemson • Finished with three tackles, including assisting on a tackle for loss, and a pass breakup in the win at NC State • Had five solo tackles and his second interception of the year in the win at Virginia Tech • Had four solo tackles and two pass breakups in the win over Miami • Finished with eight tackles (six solo) and his first interception of the year in the win over Duke • Had seven tackles (six solo), one tackle for loss and a career-high four pass breakups in the win at Pitt • Tallied six tackles, a tackle for loss and a pass breakup against Virginia • Had four stops, a quarterback hurry and a pass breakup in the win over Wake Forest • Finished with four tackles (three solo) and a pass breakup in the win at Georgia Tech • Had two solo stops and a pass breakup in the win over Illinois • Starting cornerback who had four tackles and a pass breakup in the season opener against South Carolina.

DES LAWRENCE - CAREER STATISTICS

Year	Pri	A	Total	TFL	SACKS	INT	PBU	FF	FR
2013	8	3	11	1.0-1	0-0	0	0	0	0
2014	46	25	71	3.5-8	0.5-0	1-8	3	0	0
2015	38	14	52	2.5-11	0-0	2-21	14	0	0
Totals	92	42	134	7.0-20	0.5-0	3-29	17	0	0

Career High: 11 tackles at East Carolina (2014); 4 PBUs at Pittsburgh (2015)



NAZAIR JONES

DEFENSIVE TACKLE
6-5 • 295 • SOPHOMORE
ROANOKE RAPIDS, N.C. • ROANOKE RAPIDS




Named to the All-ACC Third Team by ACSMA • Enters the bowl game with 40 tackles, 4.0 tackles for loss, three quarterback hurries, three pass breakups, two fumble recoveries, one forced fumble and one interception • Matched a season high with six tackles in the ACC Championship Game against Clemson • Also made an incredible interception, batting the ball at the line and then diving to make the catch • Had three solo tackles and a pass breakup in the win at NC State • Played one of the best games of his career in the win at Virginia Tech, finishing with six tackles • Also had a tackle for loss and strip to force a fumble, which he then recovered • Had five solo stops, a tackle for loss, a quarterback hurry and a fumble recovery in the win over Miami • Returned from missing a month due to injury with three tackles, one TFL and two quarterback hurries in the win over Duke • Finished with four tackles (three solo) and a pass breakup in the win over Delaware • Had five tackles in the Illinois win • Had two stops in the win over NC A&T • Finished with six tackles and combined on a tackle for loss in the season opener against South Carolina.

NAZAIR JONES - CAREER STATISTICS

Year	Pri	A	Total	TFL	SACKS	INT	QBH	FF	FR
2014	20	15	35	7.5-42	2.5-18	1-20	2	1	0
2015	19	21	40	4.0-8	0-0	1-0	3	1	2
Totals	39	36	75	11.5-50	2.5-18	2-20	5	2	2

Career High: 6 tackles vs. South Carolina (2015), at Virginia Tech (2015), vs. Clemson (2015)



T.J. LOGAN

TAILBACK
5-10 • 190 • JUNIOR
GREENSBORO, N.C. • NORTHERN GUILFORD



Appeared in all 13 games and enters the bowl game with 368 rushing yards on 61 carries with five touchdowns • Also has 11 catches for 151 yards and a score • Averages 23.7 yards per kickoff return (20 returns for 474 yards) • Scored a 46-yard receiving touchdown in the ACC Championship Game against Clemson • Had his best game of the year in the regular season finale at NC State, rushing six times for 100 yards and two touchdowns • Both touchdowns came in the first quarter and on his first two carries of the game, one from 42 yards out and one from 40 • Had a season-high 10 carries for 55 yards in the win at Virginia Tech • Carried four times for 25 yards and a lunging 9-yard touchdown run in the win over Miami • Rushed three times for 20 yards and caught two passes for 43 yards in the win over Duke • Had four carries for 27 yards and two catches for 10 yards in the win at Pitt • Scored for the second straight game in the win over Virginia • Had seven carries for 17 yards and his first touchdown of the year in the win over Wake Forest • Rushed five times for 27 yards in the win over Delaware • Had six carries for 17 yards and one catch for eight yards in the Illinois win • Finished with seven carries for 37 yards in the season opener against South Carolina.



T.J. LOGAN - CAREER STATISTICS

Year	Rushing					Receiving				
	No.	Yards	Avg.	TD	LP	No.	Yards	Avg.	TD	LP
2013	93	533	5.7	4	63	10	124	12.4	0	35
2014	119	582	4.9	3	47	26	144	6.0	0	22
2015	61	368	6.0	5	42	11	151	13.7	1	49
Totals	273	1483	5.4	12	63	47	419	8.9	1	49

Kickoff Returns					
Year	No.	Yards	Avg.	TD	LP
2013	19	511	26.9	2	99
2014	16	405	25.3	0	74
2015	20	474	23.7	0	39
Totals	55	1390	25.3	2	99


Career Highs: 18 rushing attempts vs. Pittsburgh (2014), at Duke (2014); 137 rushing yards vs. Old Dominion (2013); 128 kick return yards at ECU (2014); 99-yard kickoff return vs. Old Dominion; 5 receptions vs. Georgia Tech (2014)

at NC State • Finished with 11 tackles in the win at Virginia Tech • Tallied seven tackles in the win over Miami • Finished with seven tackles (five solo) in the win over Duke • Had 11 tackles (eight solo) and a key forced fumble in the win at Pitt • Finished with five tackles in the Virginia win, eight against Wake Forest and six at Georgia Tech • Finished with eight tackles (five solo) in the win over Delaware • Tallied 10 tackles (five solo) and a pass breakup in the Illinois win • Had six stops, a tackle for loss and a pass breakup in the win over NC A&T • Established a new career high with 12 tackles (nine solo) in the season opener against South Carolina • Moved into the starting strong safety role after appearing at the ram position in 2014.

DONNIE MILES - CAREER STATISTICS

Year	Pri	A	Total	TFL	SACKS	INT	PBU	FF	FR
2014	31	22	53	4.0-6	1.0-2	0	1	0	0
2015	65	41	106	2.0-4	0-0	0	2	1	0
Totals	96	63	159	6.0-10	1.0-2	0	3	1	0

Career High: 12 tackles vs. South Carolina (2015)




JOEY MANGILI

PUNTER
6-3 • 210 • JUNIOR
DURHAM, N.C. • JORDAN



Rose to the starting punter position midway through the 2015 season and has averaged 40.7 yards per punt on 21 kicks since taking over • Punted a career-high eight times for a 40.1-yard average in the win at Virginia Tech • Four of the eight punts were fair caught.



ROMAR MORRIS

TAILBACK
5-10 • 190 • SENIOR
SALISBURY, N.C. • SALISBURY




Has appeared in all 13 games as a backup tailback as well as a receiver in certain offensive sets • Enters the bowl game with nine carries for 51 yards and a touchdown as well as eight catches for 43 yards • Rushed three times for 13 yards in the Senior Day win over Miami • Has caught a pass in five of the last eight games • Caught two passes for five yards in the win over Delaware • Picked up his first touchdown of the year, a 7-yard run, in the Illinois win • Rushed twice for 20 yards in the season opener against South Carolina.

ROMAR MORRIS - CAREER STATISTICS

Year	Rushing					Receiving				
	No.	Yards	Avg.	TD	LP	No.	Yards	Avg.	TD	LP
2012	69	386	5.6	2	31	12	204	17.0	2	50
2013	69	296	4.3	5	41	12	63	5.2	0	17
2014	65	278	4.3	4	20	21	178	8.5	0	26
2015	9	51	5.7	1	15	8	43	5.4	0	20
Totals	212	1011	4.8	12	41	53	488	9.2	2	50

Career Highs: 17 rushing attempts at Duke (2014); 96 rushing yards at Duke (2014); 5 receptions at Louisville (2012); 149 receiving yards at Louisville (2012)



DAN MASTROMATTEO


LINEBACKER
6-2 • 235 • JUNIOR
ABSECON, N.J. • HOLY SPIRIT



Has appeared in all 13 games, primarily on special teams • Has two tackles on the year.

DAN MASTROMATTEO - CAREER STATISTICS

Year	Pri	A	Total	TFL	SACKS	INT	PBU	FF	FR
2013	1	2	3	0-0	0-0	0	0	0	0
2014	1	3	4	0-0	0-0	0	0	0	0
2015	1	1	2	0-0	0-0	0	0	0	0
Totals	3	6	9	0-0	0-0	0	0	0	0




DONNIE MILES

SAFETY
5-11 • 210 • SOPHOMORE
LAWRENCEVILLE, GA. • NORTH GWINNETT



Earned All-ACC honorable mention from ACSMA • Has started all 13 games at safety and enters the bowl game second on the team with 106 tackles • Finished with seven tackles (five solo) in the ACC Championship Game against Clemson • Had eight tackles (six solo) and a tackle for loss in the win




KYLE MURPHY

DEEP SNAPPER
6-2 • 225 • SOPHOMORE
CHARLOTTE, N.C. • ARDREY KELL




Deep snapper who handles field goal and extra point duties.




CALEB PETERSON

OFFENSIVE GUARD
6-5 • 300 • JUNIOR
AUBURN, ALA. • AUBURN




70

Named to the All-ACC Second Team by ACSMA and the league's coaches • Saw action on 845 snaps in the regular season, which is the most of any offensive player and ranked second on the team • Part of an offensive line that was named to a Joe Moore Award semifinalist, a new award that recognizes the best o-line play in the country • Offensive line paved the way for Elijah Hood to rush for more than 1,300 yards and Marquise Williams to run for more than 850 yards • Played a season-high 80 in the win at NC State as both running backs Hood (220) and T.J. Logan (100) rushed for 100 yards • Saw action on 59 plays and had five knockdowns and graded out at 80 percent in the win over Duke as the Tar Heels piled up 704 total yards in a 66-13 win • Posted a career-best 13 knockdown blocks, did not allow a sack and graded out at 89 percent to help lead the Tar Heels to a win over Georgia Tech • Helped pave the way for the Tar Heels to rush for 231 yards on 31 attempts, an average of 7.5 yards per rush, against the Yellow Jackets • Had seven knockdowns in the win over Wake Forest • Knocked down 10 defenders and graded out at 83 percent in a road win at Pitt • Played 62 snaps in the win over Delaware • Graded out at 83 percent and posted five knockdown blocks in UNC's 48-14 win over Illinois as the Tar Heels rushed for 254 yards, an average of 6.9 yards per carry • Saw action on 52 snaps and had six knockdowns in the win over North Carolina A&T • Played 61 snaps in the season opener vs. South Carolina.




R.J. PRINCE

OFFENSIVE TACKLE
6-6 • 325 • SOPHOMORE
ALBEMARLE, N.C. • ALBEMARLE




76

Served as a punt protector and reserve offensive tackle • Also was on the field goal and extra point special teams • Played 198 snaps in the regular season, including a season-high 43 in the win over North Carolina A&T • Played 27 snaps in the 66-31 win over Duke as Carolina registered 8.8 yards per play and 704 total yards • Saw action on eight snaps and special teams in the 41-14 win over Delaware • Played 16 snaps, posted five knockdown blocks and graded out at 86 percent in UNC's 48-14 win over Illinois.



TYLER POWELL

DEFENSIVE TACKLE
6-4 • 290 • SOPHOMORE
MIDLOTHIAN, VA. • COSBY



95

Versatile player who sees time at both end and tackle • Enters the bowl game with 20 tackles, the quarterback hurries and a half sack • Had a pair of stops in the win at NC State • Tallied three tackles and assisted on a sack in the win at Virginia Tech • Finished with three tackles in the win over Duke • Returned from three weeks missed due to injury with a tackle in the win at Pitt • Had a season-high four tackles (three solo) in the win at Georgia Tech • Finished with three tackles and a quarterback hurry in the win over Illinois • Had two stops in the season opener against South Carolina.

Year	Pri	A	Total	TFL	SACKS	INT	PBU	FF	FR	QBH
2014	6	6	12	1.0-6	1.0-6	0	0	0	0	0
2015	7	13	20	0.5-4	0.5-4	0	0	0	0	3
Totals	13	19	32	1.5-10	1.5-10	0	0	0	0	3

Career High: 4 tackles at Georgia Tech (2015)



AUSTIN PROEHL

WIDE RECEIVER
5-10 • 175 • SOPHOMORE
CHARLOTTE, N.C. • PROVIDENCE



7

Enters the bowl game with 12 catches for 225 yards and a touchdown • Had a 32-yard reception for a first down early in the win at Virginia Tech • Caught two passes for 14 yards in the win over Duke • Had two receptions for a career-best 94 yards in the win over Wake Forest • Finished with two catches for 33 yards in the win at Georgia Tech • Caught four passes for 39 yards and his first career touchdown in the win over Illinois • The scoring grab was a 3-yard reception from Marquise Williams • Caught one pass for 13 yards in the win over NC A&T.


Year	Rec.	Yards	Avg.	TD	LP
2014	15	106	7.1	0	20
2015	12	225	18.8	1	61
Totals	27	331	12.3	1	61

Career Highs: 4 receptions vs. Illinois (2015); 94 receiving yards vs. Wake Forest (2015)



SHAKEEL RASHAD

LINEBACKER
6-2 • 235 • SENIOR
JACKSONVILLE, FLA. • EPISCOPAL



42

Named to the All-ACC Third Team by ACSMA and the league's coaches • AFCA Good Works Team candidate • Wuerffel Trophy nominee • Leads on the team with 110 tackles in his first full season as a linebacker • Also leads the team with 7.5 tackles for loss and three forced fumbles • Has closed the season with the best sustained play of his career, totalling 40 tackles over his last three games • Had 12 tackles (seven solo) and a tackle for loss in the ACC Championship Game against Clemson • Finished with 13 tackles (seven solo), assisted on a sack and broke up a pass in the win at NC State • Established a career high with 15 tackles (eight solo) and added two tackles for loss and his first sack of the year in the Coastal Division-clinching win at Virginia Tech • Tied for the team high with eight tackles (seven solo) in



the Senior Day win over Miami • Had eight tackles (seven solo) in the win over Duke • Had six solo tackles and a quarterback hurry in the win at Pitt • Matched a career-high with 10 tackles and grabbed his second interception of the year in the win over Virginia • Had seven stops, a quarterback hurry and a forced fumble in the rout of Wake Forest • Tallied nine solo stops and forced a fumble in the comeback win at Georgia Tech • Finished with a career-high 10 tackles and an 8-yard tackle for loss in the Delaware win • Established what was at the time a career high with eight tackles (five solo) in the win over Illinois • Earned ACC Linebacker of the Week honors for his play in the win over NC A&T • Finished with two tackles, including a 10-yard tackle for loss, a forced fumble, and pass breakup and his first career interception • Had two tackles in the season opener against South Carolina • Earned the starting will linebacker spot after appearing as the bandit in 2014.

SHAKEEL RASHAD - CAREER STATISTICS

Year	Pri	A	Total	TFL	SACKS	INT	PBU	FF	FR	QBH
2012	13	5	18	3.5-8	1.5-4	1-0	2	1	0	5
2013	5	4	9	1.0-2	1.0-2	0-0	0	0	0	0
2014	11	7	18	2.5-5	0-0	0-0	0	0	1	5
2015	74	36	110	7.5-38	1.5-8	2-5	2	3	0	3
Totals	103	52	155	14.5-53	4.0-14	3-5	4	4	1	13

Career High: 15 tackles at Virginia Tech (2015)

interceptions • Had seven tackles (four solo) in the ACC Championship Game against Clemson • Finished with six tackles (five solo), 1.5 tackles for loss and a pass breakup in the win at NC State • Had five tackles and a quarterback hurry in the Coastal Division-clinching win at Virginia Tech • Finished with seven tackles and a 60-yard interception return to set up a touchdown in the Senior Day win over Miami • The interception was his second of the year and the fourth of his career • Had four tackles, forced a fumble and recovered it, and had a tackle for loss in the win over Duke • Finished with five tackles (four solo) in the win at Pitt • Tallied nine tackles in the win over Virginia • Had one tackle, a fumble recovery and a quarterback hurry in the win over Wake Forest • Finished with 10 tackles and a tackle for loss in the win at Georgia Tech • Finished with six tackles, assisted on a tackle for loss and grabbed his third career interception in the win over Delaware • Tallied seven tackles (five solo) and a tackle for loss in the Illinois win • Had six tackles (three solo), a tackle for loss and a quarterback hurry in the win over NC A&T • Finished just shy of a career high with 12 tackles and combined on a tackle for loss in the season opener against South Carolina.

JEFF SCHOETTNER - CAREER STATISTICS

Year	Pri	A	Total	TFL	SACKS	INT	PBU	FF	FR	QBH
2012	17	6	23	2.0-11	1.0-9	0-0	0	0	1	1
2013	46	39	85	4.5-10	0.5-4	0-0	3	0	1	6
2014	44	30	74	6.0-16	0-0	2-48	4	0	1	5
2015	44	41	85	6.5-15	0-0	2-63	1	1	2	3
Totals	151	116	267	19.0-62	1.5-13	4-111	8	1	5	15

Career Highs: 13 tackles at Virginia Tech (2013); 3.0 tackles for loss at Virginia (2014)



JESSIE ROGERS
 DEFENSIVE END
 6-4 • 270 • SENIOR
 ARLINGTON, TEXAS • BOWIE

  **43**

Enters the bowl game with 28 tackles, 2.5 tackles for loss, one sack and five quarterback hurries • Had four stops (three solo) in the win at NC State • Notched a tackle for loss in the win at Virginia Tech • Had a pair of tackles in the win over Duke • Tallied his first sack of the year in the win at Pitt • Had a career-high six tackles (four solo) and a quarterback hurry in the win over Virginia • Had five stops and a quarterback hurry in the win over Wake Forest • Finished with a solo stop in the win at Georgia Tech • After missing the Illinois game, notched a career-best four solo tackles in the win over Delaware • Had a pair of quarterback hurries in the win over NC A&T.

JESSIE ROGERS - CAREER STATISTICS

Year	Pri	A	Total	TFL	SACKS	INT	PBU	FF	FR	QBH
2012	3	6	9	0.5-2	0-0	0-0	0	0	0	2
2013	1	4	5	0-0	0-0	0-0	0	0	0	1
2014	6	4	10	6.0-32	5.5-31	0-0	0	1	0	2
2015	20	8	28	2.5-7	1.0-5	0-0	0	0	0	5
Totals	30	22	52	9.0-41	6.5-36	0-0	0	1	0	10

Career High: 6 tackles vs. Virginia (2015)



MALIK SIMMONS
 CORNERBACK
 5-11 • 190 • SENIOR
 LEHIGH ACRES, FLA. • LEHIGH


  **11**

Has appeared in 11 games at cornerback and on special teams, including six starts • Has 33 tackles on the year • Ranks third on the team with seven pass breakups • Also tied for second on the team with two interceptions • Finished with six tackles (four solo) in the ACC Championship Game against Clemson • Had a pair of solo stops in the win at NC State • Had a career-high 11 tackles (eight solo) in the Coastal Division-clinching win at Virginia Tech • Finished with three tackles in wins over Virginia, Duke and Miami.


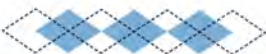
MALIK SIMMONS - CAREER STATISTICS

Year	Pri	A	Total	TFL	SACKS	INT	PBU	FF	FR
2012	5	0	5	0-0	0-0	0-0	0	0	1
2013	31	16	47	2.0-3	0-0	0-0	1	0	0
2014	23	11	34	2.5-5	0-0	0-0	3	1	0
2015	25	8	33	0.0-0	0-0	2-5	7	0	0
Totals	84	35	119	4.5-8	0-0	2-5	11	1	1

Career High: 11 tackles at Virginia Tech (2015)



JEFF SCHOETTNER
 LINEBACKER
 6-2 • 235 • SENIOR
 DALLAS, TEXAS • JESUIT COLLEGE PREP

  **10**

Named to the All-ACC Third Team by the league's coaches • Ranks third on the team with 85 tackles entering the bowl game • Shares the team lead with two fumble recoveries and is tied for second on the team with two



KENDRICK SINGLETON
 TIGHT END/WIDE RECEIVER
 6-2 • 215 • SENIOR
 MACCLENNY, FLA. • BAKER COUNTY

  **81**

Outstanding blocker who also contributes on special teams • Enters the

bowl game with 10 catches for 124 yards and a touchdown • Had single catches in wins over Duke, Pitt, Virginia and Georgia Tech • Caught two passes for 14 yards in the win over Delaware • Earned the coaches' offensive player of the week honors for his performance against the Blue Hens • Caught two passes for 57 yards and a 47-yard touchdown in the win over NC A&T • The 47-yard scoring play was the longest reception of his career and the third touchdown of his career • Plays the "Y" position – a hybrid between a wide receiver/tight end in the UNC's offensive scheme.

KENDRICK SINGLETON - CAREER STATISTICS

Year	Rec.	Yards	Avg.	TD	LP
2012	0	0	0.0	0	0
2013	6	66	11.0	1	20
2014	13	153	11.8	1	34
2015	10	124	12.4	1	47
Totals	29	343	11.8	3	47



SAM SMILEY

SAFETY
5-11 • 190 • SENIOR
JACKSONVILLE, FLA. • RAINES



Finished the year with 48 tackles, one tackle for loss, one interception, one fumble recovery and one pass breakup after suffering a season-ending injury in the win at NC State • Had a season-high seven tackles against the Wolfpack before suffering a torn Achilles • After missing the Miami game due to injury, had three tackles in the win at Virginia Tech • Finished with three tackles in the win over Duke • Had four stops in the win at Pitt • Tallied four tackles and his first interception of the year in the win over Virginia • Matched a season high with six stops in consecutive wins over Georgia Tech and Wake Forest • Had four stops and a tackle for loss in the win over Delaware • Also had four tackles in the Illinois win • Starting free safety just missed his first career touchdown on a 52-yard fumble recovery in the win over NC A&T • Also had two solo tackles against the Aggies • Finished with five tackles (three solo) in the season opener against South Carolina.

SAM SMILEY - CAREER STATISTICS

Year	Pri	A	Total	TFL	SACKS	INT	PBU	FF	FR
2012	12	14	26	0-0	0-0	0	0	0	0
2014	32	20	52	0.5-0	0-0	1-7	3	0	1
2015	25	23	48	1.0-1	0-0	1-41	1	0	1
Totals	69	57	126	1.5-1	0-0	2-48	4	0	2

Career High: 11 tackles at Louisville (2012)




ANDRE SMITH

LINEBACKER
6-0 • 235 • FRESHMAN
JACKSONVILLE, FLA. • TRINITY CHRISTIAN



Talented newcomer who has seen time at both the Sam and Mike linebacker positions and has appeared in all 13 games • Enters the bowl game with 50 tackles, 2.0 tackles for loss, one sack, one forced fumble, one interception and one pass breakup • Finished with nine tackles (five solo) and his first career interception in the win at NC State • Registered his first career sack in the win over Miami • Had a pair of stops in the win over Duke • Established a career high with 11 tackles (six solo) in the win at Pitt • Finished with

seven tackles in the Virginia win • Had three tackles against Wake Forest • Notched a pair of solo tackles in the win at Georgia Tech • Had four stops and a tackle for loss in the win over Delaware • Also had four tackles in the Illinois win • Had six tackles in the win over NC A&T • Made his collegiate debut in the season opener against South Carolina.




BENTLEY SPAIN

OFFENSIVE TACKLE
6-6 • 300 • SOPHOMORE
CHARLOTTE, N.C. • PROVIDENCE



Won the starting left tackle spot coming out of training camp • Started the first two games against South Carolina and North Carolina A&T before missing the next four with an injury • Came back from injury to start the final seven games of the season for a total of nine starts • Offensive line paved the way for Elijah Hood to rush for more than 1,300 yards and Marquise Williams to run for more than 850 yards • Part of an offensive line that was named a Joe Moore Award semifinalist, a new award which recognizes the best o-line play in the country • Played well in the ACC Championship vs. Clemson, grading out at 87 percent with five pancake blocks • Graded out at 86 percent in a 66-31 win over Duke as Carolina averaged 8.8 yards per play and racked up 704 total yards • Posted a 91 percent grade and had six knockdown blocks in the win at Pitt • Played 41 snaps against A&T and graded out at 88 percent • Saw action on 66 snaps, posted four knockdown blocks and did not have any missed assignments against the Gamecocks.



M.J. STEWART

CORNERBACK
5-11 • 200 • SOPHOMORE
ARLINGTON, VA. • YORKTOWN



Named to the All-ACC Second Team by ACSMA • Tied for the ACC lead with 18 passes defended • Also tied with teammate Des Lawrence for second in the league with 14 pass breakups • Enters the bowl game with 53 tackles, 2.5 tackles for loss, one sack, one forced fumble and four interceptions • Finished with a career-high 12 tackles (six solo) and a pass breakup in the ACC Championship Game against Clemson • Had five stops and a pass breakup in the win at NC State • Registered four tackles and his fourth interception of the year in the win at Virginia Tech • Had two tackles and two PBUs against Miami • Had four tackles and three pass breakups in the win over Duke • Finished with six tackles, three PBUs and his first sack of the year in the win at Pitt • Tallied four solo stops, a pass breakup and an interception in the win at Georgia Tech • Had five tackles in the win over Delaware • Earned coaches' defensive player of the week honors for his performance against Illinois • Finished with five tackles, two pass breakups and his fourth career interception against the Illini • Recorded his third career interception in the win over NC A&T • Starting at cornerback, finished with five tackles, a forced fumble and a pass breakup in the season opener against South Carolina.


M.J. STEWART - CAREER STATISTICS

Year	Pri	A	Total	TFL	SACKS	INT	PBU	FF	FR
2014	14	12	26	0.5-1	0-0	2-0	4	0	0
2015	30	23	53	2.5-12	1-1.0	4-21	14	1	0
Totals	44	35	79	3.0-13	1-1.0	6-21	18	1	0

Career Highs: 12 tackles vs. Clemson (2015); 3 PBUs at Pittsburgh (2015), vs. Duke (2015)



ACC



RYAN SWITZER

WIDE RECEIVER
 5-10 • 185 • JUNIOR
 CHARLESTON, W.VA. • GEORGE WASHINGTON




Named All-ACC First Team specialist by the league's coaches and second team by ACSMA • Also earned third-team honors from both groups at receiver • Tied the NCAA single-season record with five punt return touchdowns in 2013 and is one shy of the career mark of eight held by Texas Tech's Wes Welker and Oklahoma's Antonio Perkins • Enters the bowl game with a team-high 52 catches for 668 yards and six receiving touchdowns • Also has a pair of punt return touchdowns • Returned 22 total punts for 302 yards for a 13.7-yard average that ranks second in the ACC • Caught three balls for 41 yards and two touchdowns in the ACC Championship Game against Clemson • Had a season-high eight receptions for 38 yards in the win at NC State • Caught four balls for 46 yards in the win at Virginia Tech • Took sole position of the ACC career record and moved within one of the NCAA record with his seventh career punt return touchdown in the win over Miami • His 78-yard touchdown return came late in the second quarter and pushed the Carolina lead to 31-0 • Earned ACC Specialist of the Week for the second time • Caught five balls for 107 yards and an 89-yard touchdown on the first offensive snap in the win over Duke • Finished with five receptions for a season-high 126 yards and a 71-yard touchdown in the win at Pitt • Matched a season high with six catches for 37 yards in the Virginia win • Caught two passes for 23 yards and also completed one pass for 11 yards in the win at Georgia Tech • Caught five passes for 89 yards and a touchdown in the Delaware win • His touchdown was a 63-yard catch and run from Mitch Trubisky • Earned ACC Specialist of the Week honors and was named to the Hornung Award weekly honor roll after returning his sixth career punt for a touchdown against Illinois • The 85-yard return was the second-longest of his career and tied the ACC career record (Maryland's Steve Suter, 2001-04) • His five punt returns for 168 yards broke the UNC single-game record (Bud Carson, 166 yards on eight returns vs NC State, 1951) • Also caught three passes for 50 yards and a touchdown against the Illini • Finished with three catches for 46 yards against NC A&T • Had six catches for 57 yards in the season opener against South Carolina.

RYAN SWITZER - CAREER STATISTICS

Year	Punt Returns					Receiving				
	No.	Yards	Avg.	TD	LP	Rec.	Yards	Avg.	TD	LP
2013	24	502	20.9	5	86	32	341	10.7	3	57
2014	37	172	4.6	0	31	61	757	12.4	4	75
2015	22	302	13.7	2	85	52	668	12.8	6	89
Totals	83	976	11.8	7	86	145	1766	12.2	13	89

Year	Rushing					Passing			
	No.	Yards	Avg.	TD	LP	C-A-I	Yards	TD	LP
2013	10	29	2.9	0	9	1-1-0	59	1	59
2014	8	29	3.6	0	13	1-1-0	35	1	35
2015	3	6	2.0	0	13	1-2-0	11	0	11
Totals	21	64	3.0	0	13	3-4-0	105	2	59

Career Highs: 168 punt return yards vs. Illinois (2015); 86-yard punt return vs. Cincinnati (2013); 9 receptions at Miami (2014), vs. Georgia Tech (2014); 136 receiving yards vs. Georgia Tech (2014)



JUSTIN THOMASON

DEFENSIVE TACKLE
 6-4 • 295 • SENIOR
 MCDONOUGH, GA. • EAGLE'S LANDING CHRISTIAN




Veteran lineman who has been a consistent starter at tackle • Enters the bowl game with 35 tackles, 4.5 tackles for loss, 3.5 sacks and one quarterback hurry • Had three tackles in the ACC Championship Game against Clemson • Finished with three stops and a sack in the win at NC State • Had three tackles and combined on a sack in the Coastal Division-clinching win at Virginia Tech • Finished with three tackles in the Senior Day win over Miami • Had five tackles and his second sack in as many weeks in the win over Duke • Finished with two solo tackles, his first sack of the year and a quarterback hurry in the win at Pitt • Matched a season high with five tackles in the win over Virginia • Had two tackles in the Delaware win • Finished with a season-best five tackles in the win over Illinois • Started at defensive tackle and finished with one stop in the win over NC A&T • Also had a solo tackle against South Carolina in the season opener.

JUSTIN THOMASON - CAREER STATISTICS

Year	Pri	A	Total	TFL	SACKS	INT	QBH	FF	FR
2012	2	5	7	2.0-12	2.0-12	0-0	0	0	0
2013	7	15	22	1.5-3	0-0	0-0	3	0	0
2014	14	17	31	5.0-12	1.0-6	0-0	2	1	0
2015	11	24	35	4.5-10	3.5-9	0-0	1	0	0
Totals	34	61	95	13.0-37	6.5-27	0-0	6	1	0

Career High: 7 tackles vs. East Carolina (2013), vs. Virginia Tech (2014)



MITCH TRUBISKY

QUARTERBACK
 6-3 • 220 • SOPHOMORE
 MENTOR, OHIO • MENTOR




Has appeared in nine games, completing 40 of 47 passes (85.1 percent) for 555 yards and six touchdowns • Also rushed 16 times for 101 yards and three scores • Has not thrown an interception this year • Came off the bench after Marquise Williams lost his helmet and completed passes against NC State and Clemson • The pass against the Wolfpack was a first-quarter touchdown, while the completion against the Tigers picked up a first down on third and long • Completed 5 of 5 pass attempts for 84 yards and scored his third rushing touchdown of the year in the win over Miami • Completed all five pass attempts for 43 yards and tallied his third rushing touchdown of the year in the win over Duke • Scored his second rushing touchdown of the year late in the win over Wake Forest • Earned ACC Offensive Back of the Week honors after completing 17 of 20 passes for 312 yards and four touchdowns against Delaware, setting a single-game UNC record for pass efficiency rating at 282 in the process • Also rushed six times for 39 yards against the Blue Hens, with both totals establishing career highs • Completed both passes he attempted in the win over Illinois • Completed 5 of 7 passes for 37 yards and a touchdown and added a 35-yard touchdown run in the NC A&T win • The rushing touchdown was the first of his career.

MITCH TRUBISKY - CAREER STATISTICS

Year	C-A-I	Pct.	Yards	TD	LP	Yds/Gm
2014	42-78-4	53.8	459	5	39	38.3
2015	40-47-0	85.1	555	6	64	61.7
Totals	82-125-4	65.6	1014	11	64	46.1

Rushing					
Year	No.	Yards	Avg.	TD	LP
2014	11	30	2.7	0	16
2015	16	101	6.3	3	35
Totals	27	131	4.9	3	35

Career Highs: 312 passing yards vs. Delaware (2015); 17 completions vs. Delaware (2015); 20 attempts vs. Delaware (2015); 4 passing touchdowns vs. Delaware (2015); 39 rushing yards vs. Delaware (2015)




LANDON TURNER

OFFENSIVE GUARD
6-4 • 325 • SENIOR
HARRISONBURG, VA. • HARRISONBURG



78

First-team All-America (Associated Press) • Second-team All-America (CBSsports.com, FWAA) • Named to the All-ACC First Team by ACSMA and the league's coaches • Named ACC Offensive Lineman of the Week for his performances against South Carolina, Illinois, Virginia and Miami • Only player to earn the honor in four different weeks • Graded out at 90 percent or better in each of the first four games of the season and 11 of 13 this year • Offensive line was named a Joe Moore Award semifinalist, a new award which recognizes the best o-line play in the country • Helped pave the way for Carolina to rush for more than 220 yards per game as tailback Elijah Hood rushed for 1,345 yards and quarterback Marquise Williams ran for 867 • Graded out a 91 percent, had nine knockdowns and did not allow a sack or QB pressure in a 30-27 overtime victory at Virginia Tech, which clinched the Coastal Division title • Tar Heels had 240 yards rushing against the Hokies • Posted a grade of 93 percent and did not allow a sack or pressure in a 59-21 win over Miami • Played a key role in pass protection and the running game as Carolina piled up 704 total yards of offense – the third-highest total in school history – and beat rival Duke 66-31 • Graded out at 90 percent, had 12 knockdown blocks and did not allow a sack or pressure while playing more than 70 snaps against the Blue Devils • Carolina averaged 8.8 yards per play and had a key block on a Marquise Williams touchdown run vs. Duke • Posted six knockdowns and helped lead Carolina to a 26-13 win at Pitt • Graded out at a career-high 95 percent and posted eight knockdown blocks in a 26-13 win over Virginia • UNC averaged 6.6 yards per play in posting 422 yards of total offense • Paved the way for Elijah Hood to rush for 101 yards and a pair of 3-yard touchdown runs • Had seven knockdown blocks in the win over Wake Forest • Graded out at 91 percent, had nine knockdown blocks, no loafs and did not allow a sack in a 41-14 victory over Delaware • Led an offense that averaged 8.4 yards per play and totaled a season-high 568 yards of offense • Graded out at 90 percent and recorded 11 knockdown blocks in the win over Illinois • Led an offensive line that did not allow a sack and helped UNC post 471 total yards, including 254 on the ground, an average of 6.9 yards per carry • Playing both right guard and left guard throughout the evening, Turner posted a career-best grade of 94 percent in UNC's 53-14 win over North Carolina A&T • Did not allow any pressure or sacks as Carolina had 463 yards of total offense • Posted a 90 percent grade and registered 10 knockdown blocks against the Gamecocks • Tar Heels ran for 208 yards and averaged 6.5 yards per carry in the opener.



DAMIEN WASHINGTON

WIDE RECEIVER
6-1 • 195 • SENIOR
KANNAPOLIS, N.C. • A.L. BROWN




35

Speedster who contributes both as a wide receiver and on special teams and has appeared in all 13 games • Enters the bowl game with seven catches for 92 yards on the year • Had a pair of catches for 22 yards in the win over Miami • Successfully proposed to his girlfriend in the west end zone of Kenan Stadium following the Senior Day victory • Had a career-long 27-yard reception in the win over Virginia • Finished with two catches for 21 yards in the win over Wake Forest.

DAMIEN WASHINGTON - CAREER STATISTICS

Year	Receiving					Tackles		
	No.	Yards	Avg.	TD	LP	Solo	Asst.	Total
2012	2	16	8.0	0	15	0	4	4
2013	0	0	0.0	0	0	4	1	5
2014	6	76	12.7	0	27	3	3	6
2015	7	92	13.1	0	27	0	4	4
Totals	15	184	12.3	0	27	7	12	19



NICK WEILER

PLACE-KICKER
6-0 • 190 • JUNIOR
FAIRFAX STATION, VA. • LAKE BRADDOCK




24

Named to the All-ACC Third Team by the league's coaches • Lou Groza Award semifinalist • Has had one of the most prolific seasons for a kicker in school history with 19 made field goals (22 attempts) and 62 successful PATs • His 119 points on the year rank second all-time at Carolina, just seven behind Don McCauley (126 in 1970) and are 22 more than the previous mark for points by a kicker • The 62 extra point makes are a single-season school record • His 19 made field goals are tied for the fourth-most in single-season school history, two shy of the record held by Clint Gwaltney and Casey Barth • Has converted 11 of his last 12 field goal chances over the last seven games, including a career-high four makes in the win at Pitt and nine straight makes at one point • Made a 25-yard field goal and seven extra points in the win over Miami • Made a pair of field goals from 46 yards and 28 yards and five PATs in the win over Delaware • Matched his career-long with a 48-yard field goal against Illinois • Added a 32-yarder and six PATs against the Illini • Made a career-long 48-yard field goal and converted all six PAT chances in the win over NC A&T • Nailed a pair of field goals, including a 47-yarder that was the longest by a Tar Heel kicker since 2012, in the season opener against South Carolina • Won the starting place-kicker job and also handles kickoff duty • Has 50 touchbacks in 97 kickoffs • Also has six tackles on kickoffs.

NICK WEILER - CAREER STATISTICS

Year	FGM	FGA	PCT	0-29	30-39	40-49	+50	LG	PAT
2013	0	0	-	0-0	0-0	0-0	0-0	-	0-0
2014	5	8	.625	5-5	0-2	0-1	0-0	23	35-37
2015	19	22	.864	5-5	10-11	4-6	0-0	48	62-62
Totals	24	30	.800	10-10	10-13	4-7	0-0	48	97-99

Kickoffs				
Year	No.	Yards	Avg.	TB
2013	67	4214	62.9	19
2014	74	4747	64.1	43
2015	97	6079	62.7	50
Totals	141	8961	63.6	62



MARQUISE WILLIAMS

QUARTERBACK
6-2 • 225 • SENIOR
CHARLOTTE, N.C. • MALLARD CREEK



12

Named to the All-ACC Second Team by ACSMA and the league's coaches • Has set more than 20 UNC records, including career rushing touchdowns by a quarterback (33), career rushing yards by a quarterback (2,377) and career total offense (10,099) • Has been responsible for more touchdowns (94) than any other player in school history and only two players in ACC history have more • Tied for third place in school history with 58 touchdown passes and is fourth in school history with 33 rushing touchdowns • Has compiled the top three and four of the top five single-game total offense performances in Carolina history – set the UNC mark with 524 total yards of offense against Duke in 2015 and accomplished that in less than three quarters • The 524 yards are the sixth-most in ACC single-game history • Williams eclipsed his own previous UNC record of 469, which he set against Old Dominion in 2013 • Manning & Davey O'Brien Award Candidate • Five-Time ACC Offensive Back of the Week (Duke, Notre Dame, Georgia Tech, Pittsburgh - 2014; Duke - 2015) • Through 13 games has completed 197 of 321 pass attempts for 2,829 yards, 21 touchdowns and nine interceptions • Has rushed for 867 yards on 141 attempts (6.1 avg.) and scored 11 touchdowns.

Clemson (ACC Championship Game): Rushed for 81 yards to set the new UNC single-season record with 867 yards to break his own single-season • Threw for three touchdowns – a 46-yarder to T.J. Logan, a 3-yarder to Ryan Switzer and a 17-yarder to Switzer • Was the fourth time this season and the seventh time in his career that Williams threw at least three touchdown passes in a game (2015–3 vs. Illinois, 3 vs. Wake Forest, 4 vs. Duke and 3 vs. Clemson) • Was responsible for four touchdowns, including a 1-yard rushing touchdown in the third quarter • Completed 11 passes for 224 yards, an average of 20.4 yards per completion • Gained 305 yards of total offense and became the fifth player in ACC history to gain at least 10,000 yards in his career.

NC State: Completed 19 of 30 pass attempts for 174 yards and a touchdown • Rushed 10 times for 53 yards • Threw a 53-yard TD pass to Mack Hollins in the first quarter • His streak of 128 consecutive pass attempts without an interception came to an end in the second quarter • Became Carolina's all-time total offense leader on UNC's second drive of the game.

Virginia Tech: Completed 13 of 26 attempts for 205 yards and one touchdown as UNC clinched the Coastal Division title in Blacksburg • His lone touchdown pass was a 5-yarder to senior Quinshad Davis on the final play of the game to win the game • Also rushed 18 times for 74 yards and a score.

Miami: Scored the Tar Heels' first touchdown of the game with a 10-yard run in the first quarter and later added a 14-yarder in the second quarter and a 3-yarder in the third quarter • Moved past legendary Tar Heel tailback Don McCauley (29) with those three rushing scores • Completed 12 of 17 pass attempts for 109 yards and a touchdown.

Duke: Set the school record with 524 total yards of offense in a 66-21 win over Duke and accomplished that in less than three quarters • The 524 yards are the sixth-most in ACC single-game history • Williams eclipsed his own previous UNC record of 469, which he set against Old Dominion in 2013 • Moved past T.J. Yates for second place in career total offense by a Tar Heel • Passed for 494 yards, the most in UNC history • Broke the UNC single-game record less than three minutes into the second half and on his second completion of the third quarter • His 494 passing yards broke T.J. Yates' mark of 439 at Florida State in 2010 • Set the UNC record for passing yards in a half with 404 yards in the first half • Completed 18 of 28 attempts for 404 yards and three touchdowns in the first half, including a 89-yard scoring pass to

Switzer, a 74-yarder to Hollins and a 49-yarder to Bug Howard against the Blue Devils • Also tied his school record for total offense in a half with 425 total yards (404 passing, 21 rushing) • Set a single-game UNC record for most passing yards per completion at 21.48 per play (23 completions for 494 yards) • Held the previous mark at 20.5 vs. Old Dominion in 2013.

Pittsburgh: Completed 14 of 23 attempts for 270 yards, two touchdowns and no interceptions in a 26-21 win on Thursday night • Topped 2,000 career rushing yards with a 4-yard run in the first quarter • Finished the evening with 52 rushing yards.

Virginia: Moved past QB Bryn Renner into third place in school history with 8,232 career total yards of offense • Completed 21 of 26 passes for 226 yards and was Carolina's second-leading rusher with 71 yards on 12 carries.

Wake Forest: Completed 14 of 20 pass attempts for 282 yards, three touchdowns and two interceptions • All three touchdowns passes were thrown to wide receiver Mack Hollins – a 57-yarder in the second quarter, a 4-yarder in the third quarter and a 42-yarder in the fourth quarter • Also had a 13-yard rushing touchdown run.

Georgia Tech: Led UNC to a 38-31 come-from-behind win at Georgia Tech • Was the Tar Heels first win in Atlanta since 1997 and the largest comeback (21-point deficit) in UNC history • Led the team in rushing, receiving and passing yards • Rushed for a career-high 148 yards and scored two touchdowns, passed for 134 yards and caught a 37-yard touchdown pass from wide receiver Quinshad Davis • It was Williams' third career touchdown reception and all three have come from Davis • Scored on a 7-yard run in the second quarter with four seconds remaining to close the margin to 21-14, and then scored what proved to be the winning touchdown with a 27-yard run in the fourth quarter.

Delaware: Completed 6 of 12 passes for 65 yards and rushed six times for 31 yards and a score against Delaware.

Illinois: Finished 17 of 24 for 203 yards and three scores in the win over Illinois • Added 105 yards on nine carries for his fourth career game with 200 passing yards and 100 rushing yards, a feat that has only been accomplished eight times in school history • It was also his fourth career game with at least three passing scores.

NC A&T: Completed 15 of 20 passes for 211 yards and two touchdowns and rushed four times for 53 yards and a touchdown in the win over NC A&T.

South Carolina: Finished 19 of 31 for 232 yards and a score in the season opener against South Carolina, but also had three interceptions, including two in the end zone.

MARQUISE WILLIAMS - CAREER STATISTICS

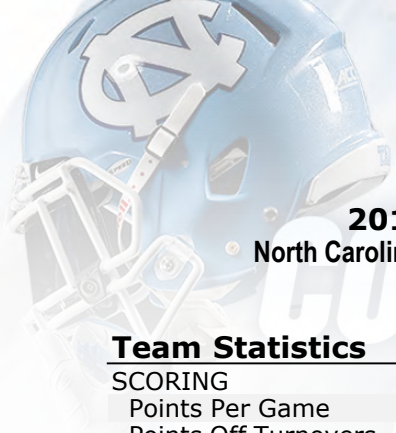
Year	C-A-I	Pct.	Yards	TD	LP	Yds/Gm
2012	10-17-0	.588	127	1	39	14.1 (9)
2013	126-217-6	.581	1,698	15	79	141.5 (12)
2014	270-428-9	.631	3,068	21	91	236.0 (13)
2015	197-321-9	.614	2,829	21	89	217.6 (13)
Totals	603-983-24	.613	7,722	58	91	164.3 (47)

Year	Rushing					Receiving				
	No.	Yards	Avg.	TD	LP	No.	Yards	Avg.	TD	LP
2012	29	186	6.4	3	23	0	0	0.0	0	0
2013	111	536	4.8	6	28	2	52	26.0	1	29
2014	193	788	4.1	13	52	2	17	8.5	1	23
2015	141	867	6.1	11	46	1	37	37.0	1	37
Totals	474	2,377	5.0	33	52	5	106	21.2	3	37

Career Highs: 494 passing yards vs. Duke (2015); 38 pass completions vs. Georgia Tech (2014); 47 pass attempts vs. Georgia Tech (2014); 5 touchdown passes vs. Old Dominion (2013); 21 rushing attempts at Duke (2014); 148 rushing yards at Georgia Tech (2015); 3 rushing touchdowns vs. Pitt (2014), vs. Miami (2015); 524 yards of total offense (school record) vs. Duke (2015)

2015 North Carolina Football
North Carolina Game Results (as of Dec 06, 2015)
All games


Date	Opponent		Score	Overall	Conference	Time	Attend
Sep 03, 2015	vs South Carolina	L	13-17	0-1	0-0	3:17	51664
Sep 12, 2015	NORTH CAROLINA A&T	W	53-14	1-1	0-0	3:04	44000
Sep 19, 2015	ILLINOIS	W	48-14	2-1	0-0	3:18	41000
Sep 26, 2015	DELAWARE	W	41-14	3-1	0-0	2:51	39000
* Oct 03, 2015	at Georgia Tech	W	38-31	4-1	1-0	3:16	50585
* Oct 17, 2015	WAKE FOREST	W	50-14	5-1	2-0	3:08	50500
* Oct 24, 2015	VIRGINIA	W	26-13	6-1	3-0	3:15	52000
* Oct 29, 2015	at #23 Pittsburgh	W	26-19	7-1	4-0	3:11	43049
* Nov 07, 2015	DUKE	W	66-31	8-1	5-0	3:24	60000
* Nov 14, 2015	MIAMI	W	59-21	9-1	6-0	3:20	61000
* Nov 21, 2015	at Virginia Tech	Wo	30-27	10-1	7-0	3:49	65632
* Nov 28, 2015	at NC State	W	45-34	11-1	8-0	3:38	57600
Dec 05, 2015	vs #1 Clemson	L	37-45	11-2	8-0	3:42	74514



ACC
2015 North Carolina Football
North Carolina Overall Team Statistics (as of Dec 06, 2015)
All games

Team Statistics	NC	OPP
SCORING	532	294
Points Per Game	40.9	22.6
Points Off Turnovers	111	50
FIRST DOWNS	307	306
Rushing	136	154
Passing	143	128
Penalty	28	24
RUSHING YARDAGE	2898	2818
Yards gained rushing	3111	3065
Yards lost rushing	213	247
Rushing Attempts	491	591
Average Per Rush	5.9	4.8
Average Per Game	222.9	216.8
TDs Rushing	38	21
PASSING YARDAGE	3432	2529
Comp-Att-Int	239-373-9	227-417-16
Average Per Pass	9.2	6.1
Average Per Catch	14.4	11.1
Average Per Game	264.0	194.5
TDs Passing	28	16
TOTAL OFFENSE	6330	5347
Total Plays	864	1008
Average Per Play	7.3	5.3
Average Per Game	486.9	411.3
KICK RETURNS: #-Yards	29-579	42-804
PUNT RETURNS: #-Yards	23-303	5-44
INT RETURNS: #-Yards	16-196	9-32
KICK RETURN AVERAGE	20.0	19.1
PUNT RETURN AVERAGE	13.2	8.8
INT RETURN AVERAGE	12.2	3.6
FUMBLES-LOST	25-8	17-9
PENALTIES-Yards	75-616	90-766
Average Per Game	47.4	58.9
PUNTS-Yards	42-1595	63-2553
Average Per Punt	38.0	40.5
Net punt average	35.5	34.1
KICKOFFS-Yards	97-6079	57-3447
Average Per Kick	62.7	60.5
Net kick average	41.5	38.5
TIME OF POSSESSION/Game	25:27	34:33
3RD-DOWN Conversions	71/151	89/207
3rd-Down Pct	47%	43%
4TH-DOWN Conversions	7/12	20/31
4th-Down Pct	58%	65%
SACKS BY-Yards	23-132	14-103
MISC YARDS	43	0
TOUCHDOWNS SCORED	68	37
FIELD GOALS-ATTEMPTS	19-22	12-21
ON-SIDE KICKS	0-2	0-4
RED-ZONE SCORES	(59-66) 89%	(41-51) 80%
RED-ZONE TOUCHDOWNS	(44-66) 67%	(31-51) 61%
PAT-ATTEMPTS	(63-63) 100%	(34-35) 97%
ATTENDANCE	347500	216866
Games/Avg Per Game	7/49643	4/54216
Neutral Site Games		2/63089

Score by Quarters	1st	2nd	3rd	4th	OT	Total
North Carolina	135	150	113	128	6	532
Opponents	51	72	82	86	3	294



ACC

2015 North Carolina Football North Carolina Overall Individual Statistics (as of Dec 06, 2015) All games

CAROLINA FOOTBALL 2015 GAME NOTES

Rushing	gp	att	gain	loss	net	avg	td	lg	avg/g
Elijah Hood	13	206	1370	25	1345	6.5	17	44	103.5
Marquise Williams	13	141	990	123	867	6.1	11	46	66.7
T.J. Logan	13	61	384	16	368	6.0	5	42	28.3
Mitch Trubisky	9	16	117	16	101	6.3	3	35	11.2
Ty'Son Williams	6	19	60	3	57	3.0	0	8	9.5
Caleb Henderson	2	5	53	0	53	10.6	0	21	26.5
Romar Morris	13	9	51	0	51	5.7	1	15	3.9
Khrist Francis	12	11	38	1	37	3.4	0	16	3.1
Charles Brunson	12	9	30	5	25	2.8	1	11	2.1
Ryan Switzer	13	3	14	8	6	2.0	0	13	0.5
Austin Proehl	11	1	4	0	4	4.0	0	4	0.4
TEAM	7	10	0	16	-16	-1.6	0	0	-2.3
Total	13	491	3111	213	2898	5.9	38	46	222.9
Opponents	13	591	3065	247	2818	4.8	21	72	216.8

Passing	gp	effic	comp-att-int	pct	yds	td	lg	avg/g
Marquise Williams	13	151.38	197-321-9	61.4	2829	21	89	217.6
Mitch Trubisky	9	226.43	40-47-0	85.1	555	6	64	61.7
Ryan Switzer	13	96.20	1-2-0	50.0	11	0	11	0.8
Quinshad Davis	13	740.80	1-1-0	100.	37	1	37	2.8
Joey Mangili	13	0.00	0-1-0	0.0	0	0	0	0.0
Caleb Henderson	2	0.00	0-1-0	0.0	0	0	0	0.0
Total	13	161.31	239-373-9	64.1	3432	28	89	264.0
Opponents	13	110.37	227-417-16	54.4	2529	16	64	194.5


Receiving	gp	no.	yds	avg	td	lg	avg/g
Ryan Switzer	13	52	668	12.8	6	89	51.4
Quinshad Davis	13	49	578	11.8	4	40	44.5
Mack Hollins	13	28	711	25.4	8	74	54.7
Bug Howard	13	26	446	17.2	3	49	34.3
Brandon Fritts	13	14	184	13.1	3	36	14.2
Austin Proehl	11	12	225	18.8	1	61	20.5
T.J. Logan	13	11	151	13.7	1	49	11.6
Elijah Hood	13	11	64	5.8	0	14	4.9
Kendrick Singleton	13	10	124	12.4	1	47	9.5
Romar Morris	13	8	43	5.4	0	20	3.3
Damien Washington	13	7	92	13.1	0	27	7.1
Jordan Fieulleateau	6	6	100	16.7	0	47	16.7
Dalton Stogner	6	2	9	4.5	0	6	1.5
Marquise Williams	13	1	37	37.0	1	37	2.8
Ty'Son Williams	6	1	0	0.0	0	0	0.0
Charles Brunson	12	1	0	0.0	0	0	0.0
Total	13	239	3432	14.4	28	89	264.0
Opponents	13	227	2529	11.1	16	64	194.5

Punt Returns	no.	yds	avg	td	lg
Ryan Switzer	22	302	13.7	2	85
Bug Howard	1	1	1.0	0	0
Total	23	303	13.2	2	85
Opponents	5	44	8.8	0	27

Interceptions	no.	yds	avg	td	lg
M.J. Stewart	4	21	5.2	0	15
Malik Simmons	2	5	2.5	0	5
Shakeel Rashad	2	5	2.5	0	5
Jeff Schoettmer	2	63	31.5	0	60
Des Lawrence	2	21	10.5	0	21
Dominique Green	1	12	12.0	0	12
Sam Smiley	1	41	41.0	0	41
Andre Smith	1	28	28.0	0	28
Nazair Jones	1	0	0.0	0	0
Total	16	196	12.2	0	60
Opponents	9	32	3.6	0	12

Kick Returns	no.	yds	avg	td	lg
T.J. Logan	20	474	23.7	0	39
Dan Mastromatteo	3	6	2.0	0	3
Mike Hughes	1	40	40.0	0	40
Quinshad Davis	1	3	3.0	0	3
Khrist Francis	1	19	19.0	0	19
Ryan Switzer	1	8	8.0	0	8
Bug Howard	1	17	17.0	0	17
Romar Morris	1	12	12.0	0	12
Total	29	579	20.0	0	40
Opponents	42	804	19.1	0	42

Fumble Returns	no.	yds	avg	td	lg
Sam Smiley	1	52	52.0	0	52
Junior Gnonkonde	1	20	20.0	0	20
Total	2	72	36.0	0	52
Opponents	1	21	21.0	0	21



2015 North Carolina Football

North Carolina Overall Individual Statistics (as of Dec 06, 2015)

All games

Scoring	td	fg	PAT					dxd	saf	pts
			kick	rush	rcv	pass	pts			
Nick Weiler	-	19-22	62-62	-	-	-	-	-	119	
Elijah Hood	17	-	-	-	-	-	-	-	102	
Marquise Williams	12	-	-	-	-	-	-	-	72	
Mack Hollins	8	-	-	-	-	-	-	-	48	
Ryan Switzer	8	-	-	-	-	-	-	-	48	
T.J. Logan	6	-	-	-	-	-	-	-	36	
Quinshad Davis	4	-	-	-	-	-	-	-	24	
Brandon Fritts	3	-	-	-	1	-	-	-	20	
Bug Howard	3	-	-	-	-	-	-	-	18	
Mitch Trubisky	3	-	-	-	-	-	-	-	18	
Romar Morris	1	-	-	-	-	-	-	-	6	
Kendrick Singleton	1	-	-	-	-	-	-	-	6	
Austin Proehl	1	-	-	-	-	-	-	-	6	
Charles Brunson	1	-	-	-	-	-	-	-	6	
Caleb Samuel	-	-	-	-	1	-	-	-	2	
Freeman Jones	-	-	1-1	-	-	-	-	-	1	
Joey Mangili	-	-	-	-	-	2-4	-	-	0	
Total	68	19-22	63-63	-	2	2-4	-	-	532	
Opponents	37	12-21	34-35	0-1	1	1-1	-	-	294	

Total Offense	g	plays	rush	pass	total	avg/g
Marquise Williams	13	462	867	2829	3696	284.3
Elijah Hood	13	206	1345	0	1345	103.5
Mitch Trubisky	9	63	101	555	656	72.9
T.J. Logan	13	61	368	0	368	28.3
Ty'Son Williams	6	19	57	0	57	9.5
Caleb Henderson	2	6	53	0	53	26.5
Romar Morris	13	9	51	0	51	3.9
Quinshad Davis	13	1	0	37	37	2.8
Chris Francis	12	11	37	0	37	3.1
Charles Brunson	12	9	25	0	25	2.1
Ryan Switzer	13	5	6	11	17	1.3
Austin Proehl	11	1	4	0	4	0.4
TEAM	7	10	-16	0	-16	-2.3
Total	13	864	2898	3432	6330	486.9
Opponents	13	1008	2818	2529	5347	411.3

Field Goals	fg	pct.	01-19	20-29	30-39	40-49	50-99	lg	blk
Nick Weiler	19-22	86.4	0-0	5-5	10-11	4-6	0-0	48	0

FG Sequence	North Carolina	Opponents
South Carolina	(47),(38)	(25),57
North Carolina A&T	(48)	-
Illinois	(48),(32)	57,45
Delaware	34,(46),(26)	-
Georgia Tech	(37),47	(37)
Wake Forest	-	47,51
Virginia	(29),(37)	(35),(26)
Pittsburgh	(25),(31),(39),(32)	(44),53,(29)
Duke	(35)	(22)
Miami	(25)	32
Virginia Tech	(20)	46,(32),(41)
NC State	49,(38)	(25),(34)
Clemson	(30)	47,(27)

Punting	no.	yds	avg	lg	tb	fc	i20	50+	blk
Joey Mangili	21	855	40.7	51	2	7	5	1	0
Corbin Daly	13	493	37.9	56	1	4	3	2	0
Hunter Lent	6	225	37.5	56	0	1	2	1	0
TEAM	2	22	11.0	22	0	0	0	0	2
Total	42	1595	38.0	56	3	12	10	4	2
Opponents	63	2553	40.5	60	5	15	18	7	1

Kickoffs	no.	yds	avg	tb	ob	retn	net	ydln
Nick Weiler	97	6079	62.7	50	4			
Total	97	6079	62.7	50	4	19.1	41.5	23
Opponents	57	3447	60.5	27	1	20.0	38.5	26

Numbers in (parentheses) indicate field goal was made.



ACC

GOALS FOR THE DIVISION CHAMPIONS!

2015 North Carolina Football North Carolina Overall Individual Statistics (as of Dec 06, 2015) All games

All Purpose	g	rush	rcv	pr	kr	ir	total	avg/g
Elijah Hood	13	1345	64	0	0	0	1409	108.4
Ryan Switzer	13	6	668	302	8	0	1027	79.0
T.J. Logan	13	368	151	0	474	0	993	76.4
Marquise Willia	13	867	37	0	0	0	904	69.5
Mack Hollins	13	0	711	0	0	0	711	54.7
Quinshad Davis	13	0	578	0	3	0	581	44.7
Bug Howard	13	0	446	1	17	0	464	35.7
Austin Proehl	11	4	225	0	0	0	229	20.8
Brandon Fritts	13	0	184	0	0	0	184	14.2
Kendrick Singlet	13	0	124	0	0	0	124	9.5
Romar Morris	13	51	43	0	12	0	106	8.2
Mitch Trubisky	9	101	0	0	0	0	101	11.2
Jordan Fieulle	6	0	100	0	0	0	100	16.7
Damien Washin	13	0	92	0	0	0	92	7.1
Jeff Schoettmer	13	0	0	0	0	63	63	4.8
Ty'Son Williams	6	57	0	0	0	0	57	9.5
Khris Francis	12	37	0	0	19	0	56	4.7
Caleb Henderso	2	53	0	0	0	0	53	26.5
Sam Smiley	11	0	0	0	0	41	41	3.7
Mike Hughes	11	0	0	0	40	0	40	3.6
Andre Smith	13	0	0	0	0	28	28	2.2
Charles Brunson	12	25	0	0	0	0	25	2.1
M.J. Stewart	11	0	0	0	0	21	21	1.9
Des Lawrence	13	0	0	0	0	21	21	1.6
Dominique Gree	13	0	0	0	0	12	12	0.9
Dalton Stogner	6	0	9	0	0	0	9	1.5
Dan Mastromatt	13	0	0	0	6	0	6	0.5
Malik Simmons	11	0	0	0	0	5	5	0.5
Shakeel Rashad	13	0	0	0	0	5	5	0.4
TEAM	7	-16	0	0	0	0	-16	-2.3
Total	13	2898	3432	303	579	196	7451	573.2
Opponents	13	2818	2529	44	804	32	6227	479.0



2015 North Carolina Football
North Carolina Overall Defensive Statistics (as of Dec 06, 2015)
All games

#	Defensive Leaders	gp	Tackles			Sacks		Pass defense			Fumbles		blkd	
			ua	a	tot	tfl/yds	no-yds	int-yds	brup	qbh	rcv-yds	ff	kick	saf
42	Shakeel Rashad	13	74	36	110	7.5-38	1.5-8	2-5	2	3	.	3	.	.
15	Donnie Miles	13	65	41	106	2.0-4	.	.	2	.	.	1	.	.
10	Jeff Schoettmer	13	44	41	85	6.5-15	.	2-63	1	3	2-0	1	.	.
6	M.J. Stewart	11	30	23	53	2.5-12	1.0-6	4-21	14	.	.	1	.	.
2	Des Lawrence	13	38	14	52	2.5-11	.	2-21	14	1
56	Andre Smith	13	22	28	50	2.0-12	1.0-11	1-28	1	.	.	1	.	.
3A	Sam Smiley	11	25	23	48	1.0-1	.	1-41	1	.	1-52	.	.	.
90	Nazair Jones	10	19	21	40	4.0-8	.	1-0	3	3	2-0	1	.	.
23	Cayson Collins	11	23	15	38	3.0-11	1-0	1	.	.
17	Dajaun Drennon	11	19	17	36	5.0-19	1.5-10	.	1	2
98	Justin Thomas	13	11	24	35	4.5-10	3.5-9	.	.	1
49	Jeremiah Clarke	13	14	20	34	2.0-14	1.0-11	.	.	2
44	Junior Gnonkonde	11	18	16	34	7.0-41	3.5-31	.	1	8	2-20	.	.	.
11	Malik Simmons	11	25	8	33	.	.	2-5	7
26	Dominique Green	13	22	9	31	.	.	1-12	2
43	Jessie Rogers	12	20	8	28	2.5-7	1.0-5	.	.	5
45	Mikey Bart	13	15	12	27	6.5-28	6.5-28	.	.	8	.	1	1	.
95	Tyler Powell	10	7	13	20	0.5-4	0.5-4	.	.	3
93	Robert Dinkins	13	3	14	17	1.0-1	1.0-1	.	1	2	1-0	.	.	.
36	Cole Holcomb	13	9	6	15
5	Brian Walker	8	9	3	12	1.0-1	.	.	5
53	Malik Carney	3	4	8	12	1
97	Jalen Dalton	8	6	5	11	1.0-1	.	.	1	2
1	Mike Hughes	11	9	1	10	.	.	.	3
29	J.K. Britt	10	4	4	8	.	.	.	2
92	Aaron Crawford	2	1	5	6
13	Mack Hollins	13	4	2	6
25	Ayden Bonilla	13	4	2	6	1	.	.
24	Nick Weiler	13	5	1	6
4	Allen Artis	11	1	3	4
32	Joe Jackson	1	2	2	4
35	Damien Washington	13	.	4	4
27	Charles Brunson	12	2	1	3
3	Ryan Switzer	13	3	.	3
8	T.J. Logan	13	2	.	2
47	Dan Mastromatteo	13	1	1	2
30	Hunter Crafford	7	1	1	2
20	Ian Dibble	12	.	2	2
37	T.J. Jiles	8	.	1	1
91	Jonathan Sugg	1	.	1	1
1A	Khris Francis	12	.	1	1
19	Kedrick Davis	3	1	.	1	1
7	Austin Proehl	11	1	.	1
84	Bug Howard	13	.	1	1	1	.
14	Quinshad Davis	13	1	.	1
TM	TEAM	7	1	.	1	1.0-8	1.0-8
	Total	13	565	438	1003	63-246	23-132	16-196	61	45	9-72	11	2	.
	Opponents	13	477	386	863	55-210	14-103	9-32	30	35	8-21	14	2	.



ACC

2015 North Carolina Football North Carolina Red-Zone Results (as of Dec 06, 2015) All games


CAROLINA FOOTBALL 2015 GAME NOTES

North Carolina Inside Opponent Red-Zone

Date	Opponent	Score	Times		Total Pts	Rush TDs	Pass TDs	FGs Made	Failed to score inside RZ						
			In RZ	Scored					FGA	Down	Int	Fumb	Half	Game	
Sep 03, 2015	vs South Carolina	L 13-17	3	1	3	0	0	1	0	0	2	0	0	0	0
Sep 12, 2015	NORTH CAROLINA A&T	W 53-14	6	5	36	5	3	2	0	0	0	0	0	1	0
Sep 19, 2015	ILLINOIS	W 48-14	4	4	24	3	1	2	1	0	0	0	0	0	0
Sep 26, 2015	DELAWARE	W 41-14	5	4	20	2	1	1	2	1	0	0	0	0	0
Oct 03, 2015	at Georgia Tech	W 38-31	4	4	24	3	3	0	1	0	0	0	0	0	0
Oct 17, 2015	WAKE FOREST	W 50-14	4	4	28	4	3	1	0	0	0	0	0	0	0
Oct 24, 2015	VIRGINIA	W 26-13	5	5	26	3	3	0	2	0	0	0	0	0	0
Oct 29, 2015	at Pittsburgh	W 26-19	3	3	9	0	0	0	3	0	0	0	0	0	0
Nov 07, 2015	DUKE	W 66-31	8	7	45	6	5	1	1	0	1	0	0	0	0
Nov 14, 2015	MIAMI	W 59-21	8	8	52	7	6	1	1	0	0	0	0	0	0
Nov 21, 2015	at Virginia Tech	W 30-27	5	5	30	4	3	1	1	0	0	0	0	0	0
Nov 28, 2015	at NC State	W 45-34	5	4	24	3	2	1	1	0	0	1	0	0	0
Dec 05, 2015	vs Clemson	L 37-45	6	5	31	4	2	2	1	0	0	1	0	0	0
Totals			66	59	352	44	32	12	15	1	1	4	0	1	0
59 of 66 (89.4%)															

Opponents Inside North Carolina Red-Zone

Date	Opponent	Score	Times		Total Pts	Rush TDs	Pass TDs	FGs Made	Failed to score inside RZ						
			In RZ	Scored					FGA	Down	Int	Fumb	Half	Game	
Sep 03, 2015	vs South Carolina	L 13-17	3	2	10	1	0	1	1	0	1	0	0	0	0
Sep 12, 2015	NORTH CAROLINA A&T	W 53-14	1	1	7	1	1	0	0	0	0	0	0	0	0
Sep 19, 2015	ILLINOIS	W 48-14	4	2	14	2	2	0	0	1	1	0	0	0	0
Sep 26, 2015	DELAWARE	W 41-14	1	1	7	1	1	0	0	0	0	0	0	0	0
Oct 03, 2015	at Georgia Tech	W 38-31	6	5	31	4	3	1	1	0	1	0	0	0	0
Oct 17, 2015	WAKE FOREST	W 50-14	2	2	14	2	0	2	0	0	0	0	0	0	0
Oct 24, 2015	VIRGINIA	W 26-13	4	3	13	1	0	1	2	0	0	1	0	0	0
Oct 29, 2015	at Pittsburgh	W 26-19	4	3	16	2	1	1	1	0	0	0	0	1	0
Nov 07, 2015	DUKE	W 66-31	3	3	17	2	1	1	1	0	0	0	0	0	0
Nov 14, 2015	MIAMI	W 59-21	5	3	21	3	2	1	0	1	0	0	1	0	0
Nov 21, 2015	at Virginia Tech	W 30-27	4	4	24	3	1	2	1	0	0	0	0	0	0
Nov 28, 2015	at NC State	W 45-34	7	6	34	4	2	2	2	0	1	0	0	0	0
Dec 05, 2015	vs Clemson	L 37-45	7	6	38	5	3	2	1	0	0	0	0	1	0
Totals			51	41	246	31	17	14	10	2	4	1	1	2	0
41 of 51 (80.4%)															



2015 North Carolina Football North Carolina Team Game-by-Game (as of Dec 06, 2015) All games

TEAM STATISTICS

Date	Opponent	Rushing				Receiving				Passing				Kick Returns				Punt Returns				tot off
		no.	yds	td	lg	no.	yds	td	lg	cmp-att-int	yds	td	lg	no.	yds	td	lg	no.	yds	td	lg	
Sep 03	vs South Carolina	33	208	0	44	19	232	1	40	19-31-3	232	1	40	0	0	0	0	1	-1	0	0	440
Sep 12	NORTH CAROLINA A&T	44	215	4	35	20	248	3	47	20-27-0	248	3	47	3	75	0	30	2	16	0	9	463
Sep 19	ILLINOIS	37	254	2	41	19	217	3	34	19-26-1	217	3	34	2	36	0	19	5	168	1	85	471
Sep 26	DELAWARE	35	191	1	22	23	377	4	64	23-33-0	377	4	64	1	29	0	29	3	17	0	12	568
Oct 03	at Georgia Tech	31	231	4	27	15	182	1	37	15-26-0	182	1	37	1	21	0	21	0	0	0	0	413
Oct 17	WAKE FOREST	33	212	4	36	18	326	3	61	18-26-2	326	3	61	2	47	0	25	1	1	0	1	538
Oct 24	VIRGINIA	38	196	3	31	21	226	0	36	21-26-1	226	0	36	2	58	0	39	2	1	0	1	422
Oct 29	at Pittsburgh	35	174	0	25	14	270	2	71	14-23-0	270	2	71	3	39	0	19	2	-2	0	1	444
Nov 07	DUKE	40	167	5	16	28	537	4	89	28-40-0	537	4	89	0	0	0	0	0	0	0	0	704
Nov 14	MIAMI	45	294	6	46	17	193	1	47	17-23-0	193	1	47	4	92	0	40	1	78	1	78	487
Nov 21	at Virginia Tech	47	240	3	31	13	205	1	32	13-26-0	205	1	32	0	0	0	0	4	-4	0	0	445
Nov 28	at NC State	41	374	4	42	20	179	2	53	20-31-1	179	2	53	5	72	0	27	0	0	0	0	553
Dec 05	vs Clemson	32	142	2	28	12	240	3	46	12-35-1	240	3	46	6	110	0	32	2	29	0	29	382
Opponents		491	2898	38	46	239	3432	28	89	239-373-9	3432	28	89	29	579	0	40	23	303	2	85	6330
Opponents		591	2818	21	72	227	2529	16	64	227-417-16	2529	16	64	42	804	0	42	5	44	0	27	5347

Games: 13 • Avg/rush: 5.9 • Avg/catch: 14.4 • Pass effic: 161.31 • KR avg: 20.0 • PR avg: 13.2 • All purpose avg/game: 573.2 • Total offense avg/gm: 486.9

Date	Opponent	Tackles				Sacks no-yds	Fumble		Pass Defense			blkd kick	PAT Attempts			off				
		ua	a	total	tfl-yds		ff	fr-yds	int-yds	qbh	brup		kick	rush	rcv	saf	t/o	pts		
Sep 03	vs South Carolina	37	32	69	3.0-9	1.0-2	2	0-0	0-0	0	2	0	1-1	0	0	0	0	0	0	13
Sep 12	NORTH CAROLINA A&T	31	38	69	6.0-19	1.0-1	1	1-52	2-20	9	3	0	6-6	0	1	0	14	53		
Sep 19	ILLINOIS	36	52	88	3.0-7	0.0-0	0	0-0	1-4	4	7	0	6-6	0	0	0	7	48		
Sep 26	DELAWARE	34	38	72	5.0-15	0.0-0	0	0-0	1-3	0	3	0	5-5	0	0	0	0	41		
Oct 03	at Georgia Tech	58	10	68	7.0-27	0.0-0	2	1-20	1-2	0	2	0	5-5	0	0	0	7	38		
Oct 17	WAKE FOREST	40	44	84	3.0-27	2.0-26	1	1-0	0-0	5	3	0	6-6	0	1	0	7	50		
Oct 24	VIRGINIA	37	38	75	4.0-22	2.0-14	1	1-0	4-46	6	5	0	2-2	0	0	0	6	26		
Oct 29	at Pittsburgh	51	16	67	6.0-27	5.0-23	1	1-0	0-0	11	8	1	2-2	0	0	0	7	26		
Nov 07	DUKE	49	28	77	5.0-11	1.0-5	1	1-0	2-33	2	6	0	9-9	0	0	0	21	66		
Nov 14	MIAMI	44	20	64	3.0-24	2.0-22	1	2-0	1-60	3	8	0	8-8	0	0	0	14	59		
Nov 21	at Virginia Tech	42	50	92	9.0-30	5.0-22	1	1-0	2-0	2	5	1	3-3	0	0	0	14	30		
Nov 28	at NC State	50	34	84	7.0-22	4.0-17	0	0-0	1-28	2	7	0	6-6	0	0	0	7	45		
Dec 05	vs Clemson	56	38	94	2.0-6	0.0-0	0	0-0	1-0	1	2	0	4-4	0	0	0	7	37		
Opponents		565	438	1003	63.0-246	23.0-132	11	9-72	16-196	45	61	2	63-63	0	2	0	111	532		
Opponents		477	386	863	55.0-210	14.0-103	14	8-21	9-32	35	30	2	34-35	0	1	0	50	294		

Date	Opponent	Punting										Field Goals			Kickoffs				
		no.	yds	avg	long	blkd	tb	fc	50+	i20	md-att	long	blkd	no.	yds	avg	tb	ob	
Sep 03	vs South Carolina	3	93	31.0	39	0	0	2	0	0	2-2	47	0	4	259	64.8	3	0	
Sep 12	NORTH CAROLINA A&T	3	122	40.7	44	0	0	1	0	0	1-1	48	0	9	579	64.3	4	0	
Sep 19	ILLINOIS	3	94	31.3	52	0	0	0	1	2	2-2	48	0	9	574	63.8	5	1	
Sep 26	DELAWARE	0	0	0.0	0	0	0	0	0	0	2-3	46	0	8	496	62.0	2	0	
Oct 03	at Georgia Tech	3	82	27.3	32	1	0	1	0	1	1-2	37	0	6	365	60.8	3	0	
Oct 17	WAKE FOREST	3	150	50.0	56	0	0	0	1	1	0-0	0	0	8	490	61.2	3	1	
Oct 24	VIRGINIA	3	108	36.0	49	0	1	1	0	0	2-2	37	0	6	389	64.8	5	0	
Oct 29	at Pittsburgh	4	127	31.8	56	1	1	0	1	1	4-4	39	0	7	438	62.6	5	0	
Nov 07	DUKE	2	91	45.5	49	0	0	0	0	0	1-1	35	0	11	675	61.4	7	1	
Nov 14	MIAMI	3	125	41.7	46	0	0	1	0	1	1-1	25	0	9	584	64.9	4	1	
Nov 21	at Virginia Tech	8	321	40.1	48	0	1	4	0	1	1-1	20	0	5	318	63.6	1	0	
Nov 28	at NC State	1	33	33.0	33	0	0	0	0	1	1-2	38	0	8	516	64.5	5	0	
Dec 05	vs Clemson	6	249	41.5	51	0	0	2	1	2	1-1	30	0	7	396	56.6	3	0	
Opponents		42	1595	38.0	56	2	3	12	4	10	19-22	48	0	97	6079	62.7	50	4	
Opponents		63	2553	40.5	60	1	5	15	7	18	12-21	44	1	57	3447	60.5	27	1	



2015 North Carolina Football North Carolina Opponent Game-by-Game (as of Dec 06, 2015) All games

CAROLINA FOOTBALL 2015 GAME NOTES

OPPONENT STATISTICS

Date	Opponent	Rushing				Receiving				Passing				Kick Returns				Punt Returns				tot off
		no.	yds	td	lg	no.	yds	td	lg	cmp-att-int	yds	td	lg	no.	yds	td	lg	no.	yds	td	lg	
Sep 03	vs South Carolina	47	254	1	48	12	140	1	27	12-27-0	140	1	27	1	24	0	23	0	0	0	0	394
Sep 12	NORTH CAROLINA A&T	41	155	1	20	9	118	1	38	9-22-2	118	1	38	5	71	0	19	0	0	0	0	273
Sep 19	ILLINOIS	45	227	2	52	19	172	0	22	19-38-1	172	0	22	3	85	0	37	0	0	0	0	399
Sep 26	DELAWARE	49	279	2	72	4	24	0	9	4-10-1	24	0	9	6	122	0	42	0	0	0	0	303
Oct 03	at Georgia Tech	59	249	3	20	12	168	1	40	12-21-1	168	1	40	2	52	0	31	0	0	0	0	417
Oct 17	WAKE FOREST	43	113	0	15	20	197	2	32	20-30-0	197	2	32	4	63	0	18	0	0	0	0	310
Oct 24	VIRGINIA	39	205	0	53	17	148	1	21	17-30-4	148	1	21	1	14	0	14	0	0	0	0	353
Oct 29	at Pittsburgh	37	153	1	28	27	262	1	33	27-42-0	262	1	33	2	40	0	25	1	16	0	3	415
Nov 07	DUKE	44	327	3	53	20	206	1	34	20-40-2	206	1	34	3	64	0	31	0	0	0	0	533
Nov 14	MIAMI	32	99	2	16	24	326	1	34	24-43-1	326	1	34	4	56	0	20	1	5	0	5	425
Nov 21	at Virginia Tech	47	130	1	18	20	273	2	44	20-35-2	273	2	44	4	81	0	25	2	24	0	27	403
Nov 28	at NC State	52	308	2	33	17	206	2	64	17-37-1	206	2	64	3	66	0	29	0	0	0	0	514
Dec 05	vs Clemson	56	319	3	33	26	289	3	42	26-42-1	289	3	42	4	66	0	20	1	-1	0	0	608
North Carolina		591	2818	21	72	227	2529	16	64	227-417-16	2529	16	64	42	804	0	42	5	44	0	27	5347
North Carolina		491	2898	38	46	239	3432	28	89	239-373-9	3432	28	89	29	579	0	40	23	303	2	85	6330

Games: 13 • Avg/rush: 4.8 • Avg/catch: 11.1 • Pass effic: 110.37 • KR avg: 19.1 • PR avg: 8.8 • All purpose avg/game: 479.0 • Total offense avg/gm: 411.3

Date	Opponent	Tackles				Sacks	Fumble		Pass Defense			blkd kick	PAT Attempts			off				
		ua	a	total	ffl-yds		no-yds	ff	fr-yds	int-yds	qbh		brup	kick	rush	rcv	saf	t/o	pts	
Sep 03	vs South Carolina	32	30	62	5.0-18	4.0-17	0	0-0	3-2	1	1	0	2-2	0	0	0	0	0	0	17
Sep 12	NORTH CAROLINA A&T	45	32	77	4.0-10	0.0-0	1	0-0	0-0	0	0	0	2-2	0	0	0	0	0	0	14
Sep 19	ILLINOIS	42	26	68	5.0-13	0.0-0	0	0-0	1-0	4	1	0	2-2	0	0	0	0	0	0	14
Sep 26	DELAWARE	37	34	71	3.0-22	1.0-11	2	1-0	0-0	0	5	0	2-2	0	0	0	0	0	0	14
Oct 03	at Georgia Tech	37	8	45	5.0-7	1.0-2	1	0-0	0-0	0	4	1	4-4	0	0	0	0	0	0	31
Oct 17	WAKE FOREST	30	30	60	4.0-26	2.0-20	0	0-0	2-19	0	2	0	2-2	0	0	0	0	7	14	
Oct 24	VIRGINIA	38	36	74	4.0-15	1.0-9	2	1-21	1-0	4	1	0	1-1	0	0	0	0	6	13	
Oct 29	at Pittsburgh	36	20	56	2.0-8	0.0-0	2	0-0	0-0	6	2	1	1-2	0	0	0	0	0	0	19
Nov 07	DUKE	44	32	76	3.0-8	0.0-0	0	0-0	0-0	5	2	0	4-4	0	0	0	0	0	0	31
Nov 14	MIAMI	38	32	70	7.0-22	2.0-13	0	0-0	0-0	1	1	0	3-3	0	0	0	0	0	0	21
Nov 21	at Virginia Tech	35	38	73	7.0-32	1.0-15	3	3-0	0-0	3	6	0	3-3	0	0	0	0	14	27	
Nov 28	at NC State	34	38	72	2.0-7	0.0-0	2	2-0	1-12	3	2	0	2-2	0	1	0	0	13	34	
Dec 05	vs Clemson	29	30	59	4.0-22	2.0-16	1	1-0	1-1	8	3	0	6-6	0	0	0	0	10	45	
North Carolina		477	386	863	55.0-210	14.0-103	14	8-21	9-32	35	30	2	34-35	0	1	0	50	294		
North Carolina		565	438	1003	63.0-246	23.0-132	11	9-72	16-196	45	61	2	63-63	0	2	0	111	532		

Date	Opponent	Punting										Field Goals			Kickoffs				
		no.	yds	avg	long	blkd	tb	fc	50+	i20	md-att	long	blkd	no.	yds	avg	tb	ob	
Sep 03	vs South Carolina	5	231	46.2	60	0	2	0	1	2	1-2	25	0	4	260	65.0	4	0	
Sep 12	NORTH CAROLINA A&T	7	251	35.9	47	0	0	1	0	0	0-0	0	0	3	185	61.7	0	0	
Sep 19	ILLINOIS	7	279	39.9	55	0	0	0	1	1	0-2	0	0	3	184	61.3	1	0	
Sep 26	DELAWARE	5	214	42.8	51	0	0	0	1	3	0-0	0	0	3	182	60.7	1	1	
Oct 03	at Georgia Tech	1	23	23.0	23	0	0	0	0	0	1-1	37	0	5	325	65.0	4	0	
Oct 17	WAKE FOREST	6	249	41.5	47	0	0	4	0	1	0-2	0	0	3	193	64.3	1	0	
Oct 24	VIRGINIA	3	127	42.3	48	0	1	0	0	2	2-2	35	0	4	253	63.2	2	0	
Oct 29	at Pittsburgh	4	180	45.0	50	0	0	2	1	2	2-3	44	1	4	249	62.2	2	0	
Nov 07	DUKE	4	177	44.2	57	0	1	1	1	2	1-1	22	0	6	351	58.5	4	0	
Nov 14	MIAMI	6	245	40.8	47	0	0	3	0	0	0-1	0	0	4	233	58.2	0	0	
Nov 21	at Virginia Tech	6	204	34.0	47	1	1	0	0	1	2-3	41	0	5	325	65.0	5	0	
Nov 28	at NC State	4	174	43.5	60	0	0	2	1	3	2-2	34	0	5	271	54.2	1	0	
Dec 05	vs Clemson	5	199	39.8	50	0	0	2	1	1	1-2	27	0	8	436	54.5	2	0	
North Carolina		63	2553	40.5	60	1	5	15	7	18	12-21	44	1	57	3447	60.5	27	1	
North Carolina		42	1595	38.0	56	2	3	12	4	10	19-22	48	0	97	6079	62.7	50	4	



2015 North Carolina Football North Carolina Game Superlatives (as of Dec 06, 2015) All games

INDIVIDUAL GAME HIGHS

Rushes	21	Elijah Hood vs Virginia (Oct 24, 2015)
	21	Elijah Hood at NC State (Nov 28, 2015)
Yards Rushing	220	Elijah Hood at NC State (Nov 28, 2015)
TD Rushes	3	Elijah Hood vs Duke (Nov 07, 2015)
	3	Marquise Williams vs Miami (Nov 14, 2015)
Long Rush	46	Marquise Williams vs Miami (Nov 14, 2015)
Pass attempts	35	Marquise Williams vs Duke (Nov 07, 2015)
Pass completions	23	Marquise Williams vs Duke (Nov 07, 2015)
Yards Passing	494	Marquise Williams vs Duke (Nov 07, 2015)
TD Passes	4	Mitch Trubisky vs Delaware (Sep 26, 2015)
	4	Marquise Williams vs Duke (Nov 07, 2015)
Long Pass	89	Marquise Williams vs Duke (Nov 07, 2015)
Receptions	8	Ryan Switzer at NC State (Nov 28, 2015)
Yards Receiving	165	Mack Hollins vs Duke (Nov 07, 2015)
TD Receptions	3	Mack Hollins vs Wake Forest (Oct 17, 2015)
Long Reception	89	Ryan Switzer vs Duke (Nov 07, 2015)
Field Goals	4	Nick Weiler at Pittsburgh (Oct 29, 2015)
Long Field Goal	48	Nick Weiler vs North Carolina A&T (Sep 12, 2015)
	48	Nick Weiler vs Illinois (Sep 19, 2015)
Punts	8	Joey Mangili at Virginia Tech (Nov 21, 2015)
Punting Avg	50.0	Hunter Lent vs Wake Forest (Oct 17, 2015)
Long Punt	56	Hunter Lent vs Wake Forest (Oct 17, 2015)
	56	Corbin Daly at Pittsburgh (Oct 29, 2015)
Punts inside 20	2	Corbin Daly vs Illinois (Sep 19, 2015)
	2	Joey Mangili vs Clemson (Dec 05, 2015)
Long Punt Return	85	Ryan Switzer vs Illinois (Sep 19, 2015)
Long Kickoff Return	40	Mike Hughes vs Miami (Nov 14, 2015)
Tackles	15	Shakeel Rashad at Virginia Tech (Nov 21, 2015)
Sacks	2.5	Mikey Bart at Virginia Tech (Nov 21, 2015)
Tackles For Loss	2.5	Junior Gnonkonde vs Wake Forest (Oct 17, 2015)
	2.5	Mikey Bart at Virginia Tech (Nov 21, 2015)
Interceptions	2	Malik Simmons vs Virginia (Oct 24, 2015)



ACC

2015 North Carolina Football North Carolina Game Superlatives (as of Dec 06, 2015) All games

COASTAL DIVISION

CAROLINA FOOTBALL 2015 GAME NOTES

TEAM GAME HIGHS

Rushes	47	at Virginia Tech (Nov 21, 2015)
Yards Rushing	374	at NC State (Nov 28, 2015)
Yards Per Rush	9.1	at NC State (Nov 28, 2015)
TD Rushes	6	vs Miami (Nov 14, 2015)
Pass attempts	40	vs Duke (Nov 07, 2015)
Pass completions	28	vs Duke (Nov 07, 2015)
Yards Passing	537	vs Duke (Nov 07, 2015)
Yards Per Pass	13.4	vs Duke (Nov 07, 2015)
TD Passes	4	vs Delaware (Sep 26, 2015)
	4	vs Duke (Nov 07, 2015)
Total Plays	80	vs Duke (Nov 07, 2015)
Total Offense	704	vs Duke (Nov 07, 2015)
Yards Per Play	9.1	vs Wake Forest (Oct 17, 2015)
Points	66	vs Duke (Nov 07, 2015)
Sacks By	5	at Pittsburgh (Oct 29, 2015)
	5	at Virginia Tech (Nov 21, 2015)
First Downs	30	vs Miami (Nov 14, 2015)
Penalties	13	vs Virginia (Oct 24, 2015)
Penalty Yards	135	vs Virginia (Oct 24, 2015)
Turnovers	3	vs South Carolina (Sep 03, 2015)
	3	at Virginia Tech (Nov 21, 2015)
	3	at NC State (Nov 28, 2015)
Interceptions By	4	vs Virginia (Oct 24, 2015)
Punts	8	at Virginia Tech (Nov 21, 2015)
Punting Avg	50.0	vs Wake Forest (Oct 17, 2015)
Long Punt	56	vs Wake Forest (Oct 17, 2015)
	56	at Pittsburgh (Oct 29, 2015)
Punts inside 20	2	vs Illinois (Sep 19, 2015)
	2	vs Clemson (Dec 05, 2015)
Long Punt Return	85	vs Illinois (Sep 19, 2015)



ACC

2015 North Carolina Football
North Carolina Game Superlatives (as of Dec 06, 2015)
All games

OPPONENT INDIVIDUAL GAME HIGHS

Rushes	28	GALLMAN, vs Clemson (Dec 05, 2015)
Yards Rushing	187	GALLMAN, vs Clemson (Dec 05, 2015)
TD Rushes	2	T. Jefferson, vs Delaware (Sep 26, 2015)
	2	Thomas, J., at Georgia Tech (Oct 03, 2015)
	2	Sirk, T, vs Duke (Nov 07, 2015)
	2	Brissett, J., at NC State (Nov 28, 2015)
	2	WATSON, vs Clemson (Dec 05, 2015)
Long Rush	72	T. Jefferson, vs Delaware (Sep 26, 2015)
Pass attempts	43	Brad Kaaya, vs Miami (Nov 14, 2015)
Pass completions	27	Peterman, N., at Pittsburgh (Oct 29, 2015)
Yards Passing	326	Brad Kaaya, vs Miami (Nov 14, 2015)
TD Passes	3	WATSON, vs Clemson (Dec 05, 2015)
Long Pass	64	Brissett, J., at NC State (Nov 28, 2015)
Receptions	10	Boyd, T., at Pittsburgh (Oct 29, 2015)
Yards Receiving	155	Ford, I, at Virginia Tech (Nov 21, 2015)
TD Receptions	2	Grinnage, D., at NC State (Nov 28, 2015)
Long Reception	64	Samuels, J., at NC State (Nov 28, 2015)
Field Goals	2	Frye, I, vs Virginia (Oct 24, 2015)
	2	Blewitt, C., at Pittsburgh (Oct 29, 2015)
	2	Slye, J, at Virginia Tech (Nov 21, 2015)
	2	Bambard, K., at NC State (Nov 28, 2015)
Long Field Goal	44	Blewitt, C., at Pittsburgh (Oct 29, 2015)
Punts	7	Frain,Ryan, vs Illinois (Sep 19, 2015)
Punting Avg	46.2	Sean Kelly, vs South Carolina (Sep 03, 2015)
Long Punt	60	Sean Kelly, vs South Carolina (Sep 03, 2015)
	60	Cole, AJ, at NC State (Nov 28, 2015)
Punts inside 20	3	E. Enderson, vs Delaware (Sep 26, 2015)
	3	Cole, AJ, at NC State (Nov 28, 2015)
Long Punt Return	27	Stroman, G, at Virginia Tech (Nov 21, 2015)
Long Kickoff Return	42	R. Jones, vs Delaware (Sep 26, 2015)
Tackles	14	Fejedelem,C., vs Illinois (Sep 19, 2015)
Sacks	1.5	Kelsey Griffin, vs South Carolina (Sep 03, 2015)
Tackles For Loss	2.0	Smoot,Dawuane, vs Illinois (Sep 19, 2015)
	2.0	Davis, P., at Georgia Tech (Oct 03, 2015)
	2.0	Wolf, A.J., vs Duke (Nov 07, 2015)
	2.0	Motuapuaka, A, at Virginia Tech (Nov 21, 2015)
	2.0	LAWSON, vs Clemson (Dec 05, 2015)
Interceptions	2	Skai Moore, vs South Carolina (Sep 03, 2015)



ACC

2015 North Carolina Football North Carolina Game Superlatives (as of Dec 06, 2015) All games

COASTAL DIVISION

OPPONENT TEAM GAME HIGHS

Rushes	59	at Georgia Tech (Oct 03, 2015)
Yards Rushing	327	vs Duke (Nov 07, 2015)
Yards Per Rush	7.4	vs Duke (Nov 07, 2015)
TD Rushes	3	at Georgia Tech (Oct 03, 2015)
	3	vs Duke (Nov 07, 2015)
	3	vs Clemson (Dec 05, 2015)
Pass attempts	43	vs Miami (Nov 14, 2015)
Pass completions	27	at Pittsburgh (Oct 29, 2015)
Yards Passing	326	vs Miami (Nov 14, 2015)
Yards Per Pass	8.0	at Georgia Tech (Oct 03, 2015)
TD Passes	3	vs Clemson (Dec 05, 2015)
Total Plays	98	vs Clemson (Dec 05, 2015)
Total Offense	608	vs Clemson (Dec 05, 2015)
Yards Per Play	6.3	vs Duke (Nov 07, 2015)
Points	45	vs Clemson (Dec 05, 2015)
Sacks By	4	vs South Carolina (Sep 03, 2015)
First Downs	33	vs Clemson (Dec 05, 2015)
Penalties	12	vs Miami (Nov 14, 2015)
Penalty Yards	103	vs Miami (Nov 14, 2015)
Turnovers	5	vs Virginia (Oct 24, 2015)
Interceptions By	3	vs South Carolina (Sep 03, 2015)
Punts	7	vs North Carolina A&T (Sep 12, 2015)
	7	vs Illinois (Sep 19, 2015)
Punting Avg	46.2	vs South Carolina (Sep 03, 2015)
Long Punt	60	vs South Carolina (Sep 03, 2015)
	60	at NC State (Nov 28, 2015)
Punts inside 20	3	vs Delaware (Sep 26, 2015)
	3	at NC State (Nov 28, 2015)
Long Punt Return	27	at Virginia Tech (Nov 21, 2015)



#45 MIKEY BART, DE

Date	Opponent	Tackles				Sacks no-yds	Fumble		Pass Defense			blkd kick	PAT Attempts			off		pts
		ua	a	total	tfl-yds		ff	fr-yds	int-yds	qbh	brup		kick	rush	rcv	saf	t/o	
Sep 03	vs South Carolina	1	0	1	1.0-2	1.0-2	0	0-0	0-0	0	0	0	0-0	0	0	0	-	0
Sep 12	NORTH CAROLINA A&T	0	2	2	0.0-0	0.0-0	0	0-0	0-0	1	0	0	0-0	0	0	0	-	0
Sep 19	ILLINOIS	0	1	1	0.0-0	0.0-0	0	0-0	0-0	1	0	0	0-0	0	0	0	-	0
Sep 26	DELAWARE	0	0	0	0.0-0	0.0-0	0	0-0	0-0	0	0	0	0-0	0	0	0	-	0
Oct 03	at Georgia Tech	1	0	1	0.0-0	0.0-0	0	0-0	0-0	0	0	0	0-0	0	0	0	-	0
Oct 17	WAKE FOREST	2	2	4	0.0-0	0.0-0	0	0-0	0-0	0	0	0	0-0	0	0	0	-	0
Oct 24	VIRGINIA	2	1	3	2.0-14	2.0-14	1	0-0	0-0	2	0	0	0-0	0	0	0	-	0
Oct 29	at Pittsburgh	0	0	0	0.0-0	0.0-0	0	0-0	0-0	3	0	1	0-0	0	0	0	-	0
Nov 07	DUKE	2	1	3	0.0-0	0.0-0	0	0-0	0-0	0	0	0	0-0	0	0	0	-	0
Nov 14	MIAMI	0	0	0	0.0-0	0.0-0	0	0-0	0-0	0	0	0	0-0	0	0	0	-	0
Nov 21	at Virginia Tech	2	1	3	2.5-7	2.5-7	0	0-0	0-0	0	0	0	0-0	0	0	0	-	0
Nov 28	at NC State	2	0	2	1.0-5	1.0-5	0	0-0	0-0	1	0	0	0-0	0	0	0	-	0
Dec 05	vs Clemson	3	4	7	0.0-0	0.0-0	0	0-0	0-0	0	0	0	0-0	0	0	0	-	0
		15	12	27	6.5-28	6.5-28	1	0-0	0-0	8	0	1	0-0	0	0	0	-	0

#14 QUINSHAD DAVIS, WR

Date	Opponent	Rushing				Receiving				Passing				Kick Returns				Punt Returns				all purp
		no.	yds	td	lg	no.	yds	td	lg	cmp-att-int	yds	td	lg	no.	yds	td	lg	no.	yds	td	lg	
Sep 03	vs South Carolina	0	0	0	0	4	52	0	23	0-0-0	0	0	0	0	0	0	0	0	0	0	0	52
Sep 12	NORTH CAROLINA A&T	0	0	0	0	4	40	0	14	0-0-0	0	0	0	0	0	0	0	0	0	0	0	40
Sep 19	ILLINOIS	0	0	0	0	5	56	1	18	0-0-0	0	0	0	0	0	0	0	0	0	0	0	56
Sep 26	DELAWARE	0	0	0	0	5	83	0	35	0-0-0	0	0	0	0	0	0	0	0	0	0	0	83
Oct 03	at Georgia Tech	0	0	0	0	3	36	0	19	1-1-0	37	1	37	0	0	0	0	0	0	0	0	36
Oct 17	WAKE FOREST	0	0	0	0	3	21	0	12	0-0-0	0	0	0	0	0	0	0	0	0	0	0	21
Oct 24	VIRGINIA	0	0	0	0	6	40	0	12	0-0-0	0	0	0	0	0	0	0	0	0	0	0	40
Oct 29	at Pittsburgh	0	0	0	0	3	24	0	14	0-0-0	0	0	0	1	3	0	3	0	0	0	0	27
Nov 07	DUKE	0	0	0	0	3	45	1	17	0-0-0	0	0	0	0	0	0	0	0	0	0	0	45
Nov 14	MIAMI	0	0	0	0	3	33	0	12	0-0-0	0	0	0	0	0	0	0	0	0	0	0	33
Nov 21	at Virginia Tech	0	0	0	0	3	42	1	21	0-0-0	0	0	0	0	0	0	0	0	0	0	0	42
Nov 28	at NC State	0	0	0	0	4	33	1	14	0-0-0	0	0	0	0	0	0	0	0	0	0	0	33
Dec 05	vs Clemson	0	0	0	0	3	73	0	40	0-0-0	0	0	0	0	0	0	0	0	0	0	0	73
		0	0	0	0	49	578	4	40	1-1-0	37	1	37	1	3	0	3	0	0	0	0	581

Games: 13 • Avg/catch: 11.8 • Pass effic: 740.80 • KR avg: 3.0 • All purpose avg/game: 44.7 • Total offense avg/gm: 2.8



ACC

COASTAL DIVISION


CAROLINA FOOTBALL 2015 GAME NOTES

#17 DAJAUN DRENNON, DE

Date	Opponent	Tackles			tfl-yds	Sacks no-yds	Fumble		Pass Defense			blkd kick	PAT Attempts			off		pts
		ua	a	total			ff	fr-yds	int-yds	qbh	brup		kick	rush	rcv	saf	t/o	
Sep 03	vs South Carolina	2	2	4	1.0-1	0.0-0	0	0-0	0-0	0	0	0	0-0	0	0	0	-	0
Sep 12	NORTH CAROLINA A&T	1	1	2	0.0-0	0.0-0	0	0-0	0-0	2	0	0	0-0	0	0	0	-	0
Sep 19	ILLINOIS	0	3	3	0.5-1	0.0-0	0	0-0	0-0	0	0	0	0-0	0	0	0	-	0
Sep 26	DELAWARE	5	2	7	1.0-4	0.0-0	0	0-0	0-0	0	1	0	0-0	0	0	0	-	0
Oct 03	at Georgia Tech	3	0	3	0.0-0	0.0-0	0	0-0	0-0	0	0	0	0-0	0	0	0	-	0
Oct 17	WAKE FOREST	0	5	5	0.0-0	0.0-0	0	0-0	0-0	0	0	0	0-0	0	0	0	-	0
Oct 24	VIRGINIA	1	0	1	0.0-0	0.0-0	0	0-0	0-0	0	0	0	0-0	0	0	0	-	0
Nov 14	MIAMI	1	0	1	0.0-0	0.0-0	0	0-0	0-0	0	0	0	0-0	0	0	0	-	0
Nov 21	at Virginia Tech	3	0	3	1.0-3	0.0-0	0	0-0	0-0	0	0	0	0-0	0	0	0	-	0
Nov 28	at NC State	2	2	4	1.5-10	1.5-10	0	0-0	0-0	0	0	0	0-0	0	0	0	-	0
Dec 05	vs Clemson	1	2	3	0.0-0	0.0-0	0	0-0	0-0	0	0	0	0-0	0	0	0	-	0
		19	17	36	5.0-19	1.5-10	0	0-0	0-0	2	1	0	0-0	0	0	0	-	0

#44 JUNIOR GNONKONDE, DE

Date	Opponent	Tackles			tfl-yds	Sacks no-yds	Fumble		Pass Defense			blkd kick	PAT Attempts			off		pts
		ua	a	total			ff	fr-yds	int-yds	qbh	brup		kick	rush	rcv	saf	t/o	
Sep 03	vs South Carolina	1	1	2	0.0-0	0.0-0	0	0-0	0-0	0	0	0	0-0	0	0	0	-	0
Sep 19	ILLINOIS	0	1	1	0.0-0	0.0-0	0	0-0	0-0	1	0	0	0-0	0	0	0	-	0
Oct 03	at Georgia Tech	3	1	4	2.0-8	0.0-0	0	1-20	0-0	0	0	0	0-0	0	0	0	-	0
Oct 17	WAKE FOREST	5	4	9	2.5-27	2.0-26	0	0-0	0-0	0	0	0	0-0	0	0	0	-	0
Oct 24	VIRGINIA	0	2	2	0.0-0	0.0-0	0	0-0	0-0	2	0	0	0-0	0	0	0	-	0
Oct 29	at Pittsburgh	1	0	1	1.0-1	1.0-1	0	1-0	0-0	4	0	0	0-0	0	0	0	-	0
Nov 07	DUKE	3	0	3	1.0-1	0.0-0	0	0-0	0-0	0	1	0	0-0	0	0	0	-	0
Nov 14	MIAMI	0	0	0	0.0-0	0.0-0	0	0-0	0-0	0	0	0	0-0	0	0	0	-	0
Nov 21	at Virginia Tech	0	6	6	0.5-4	0.5-4	0	0-0	0-0	1	0	0	0-0	0	0	0	-	0
Nov 28	at NC State	1	1	2	0.0-0	0.0-0	0	0-0	0-0	0	0	0	0-0	0	0	0	-	0
Dec 05	vs Clemson	4	0	4	0.0-0	0.0-0	0	0-0	0-0	0	0	0	0-0	0	0	0	-	0
		18	16	34	7.0-41	3.5-31	0	2-20	0-0	8	1	0	0-0	0	0	0	-	0



COASTAL DIVISION

#13 MACK HOLLINS, WR

Date	Opponent	Rushing				Receiving				Passing				Kick Returns				Punt Returns				all purp		
		no.	yds	td	lg	no.	yds	td	lg	cmp	att	int	yds	td	lg	no.	yds	td	lg	no.	yds		td	lg
Sep 03	vs South Carolina	0	0	0	0	1	6	0	6	0	0	0	0	0	0	0	0	0	0	0	0	0	0	6
Sep 12	NORTH CAROLINA A&T	0	0	0	0	2	26	0	14	0	0	0	0	0	0	0	0	0	0	0	0	0	0	26
Sep 19	ILLINOIS	0	0	0	0	0	0	0	0	0	0	0	0	0	0	0	0	0	0	0	0	0	0	0
Sep 26	DELAWARE	0	0	0	0	3	100	2	64	0	0	0	0	0	0	0	0	0	0	0	0	0	0	100
Oct 03	at Georgia Tech	0	0	0	0	2	34	0	25	0	0	0	0	0	0	0	0	0	0	0	0	0	0	34
Oct 17	WAKE FOREST	0	0	0	0	3	103	3	57	0	0	0	0	0	0	0	0	0	0	0	0	0	0	103
Oct 24	VIRGINIA	0	0	0	0	3	38	0	21	0	0	0	0	0	0	0	0	0	0	0	0	0	0	38
Oct 29	at Pittsburgh	0	0	0	0	2	81	1	49	0	0	0	0	0	0	0	0	0	0	0	0	0	0	81
Nov 07	DUKE	0	0	0	0	5	165	1	74	0	0	0	0	0	0	0	0	0	0	0	0	0	0	165
Nov 14	MIAMI	0	0	0	0	1	32	0	32	0	0	0	0	0	0	0	0	0	0	0	0	0	0	32
Nov 21	at Virginia Tech	0	0	0	0	1	20	0	20	0	0	0	0	0	0	0	0	0	0	0	0	0	0	20
Nov 28	at NC State	0	0	0	0	3	65	1	53	0	0	0	0	0	0	0	0	0	0	0	0	0	0	65
Dec 05	vs Clemson	0	0	0	0	2	41	0	25	0	0	0	0	0	0	0	0	0	0	0	0	0	0	41
		0	0	0	0	28	711	8	74	0	0	0	0	0	0	0	0	0	0	0	0	0	0	711

Games: 13 • Avg/catch: 25.4 • All purpose avg/game: 54.7 •

Date	Opponent	Tackles				Sacks	Fumble		Pass Defense			blkd	PAT Attempts			off		
		ua	a	total	tfl-yds	no-yds	ff	fr-yds	int-yds	qbh	brup	kick	kick	rush	rcv	saf	t/o	pts
Sep 03	vs South Carolina	0	0	0	0.0-0	0.0-0	0	0-0	0-0	0	0	0	0-0	0	0	0	-	0
Sep 12	NORTH CAROLINA A&T	1	0	1	0.0-0	0.0-0	0	0-0	0-0	0	0	0	0-0	0	0	0	-	0
Sep 19	ILLINOIS	0	0	0	0.0-0	0.0-0	0	0-0	0-0	0	0	0	0-0	0	0	0	-	0
Sep 26	DELAWARE	0	1	1	0.0-0	0.0-0	0	0-0	0-0	0	0	0	0-0	0	0	0	-	12
Oct 03	at Georgia Tech	0	0	0	0.0-0	0.0-0	0	0-0	0-0	0	0	0	0-0	0	0	0	-	0
Oct 17	WAKE FOREST	0	0	0	0.0-0	0.0-0	0	0-0	0-0	0	0	0	0-0	0	0	0	-	18
Oct 24	VIRGINIA	1	0	1	0.0-0	0.0-0	0	0-0	0-0	0	0	0	0-0	0	0	0	-	0
Oct 29	at Pittsburgh	0	0	0	0.0-0	0.0-0	0	0-0	0-0	0	0	0	0-0	0	0	0	-	6
Nov 07	DUKE	1	0	1	0.0-0	0.0-0	0	0-0	0-0	0	0	0	0-0	0	0	0	-	6
Nov 14	MIAMI	0	1	1	0.0-0	0.0-0	0	0-0	0-0	0	0	0	0-0	0	0	0	-	0
Nov 21	at Virginia Tech	0	0	0	0.0-0	0.0-0	0	0-0	0-0	0	0	0	0-0	0	0	0	-	0
Nov 28	at NC State	0	0	0	0.0-0	0.0-0	0	0-0	0-0	0	0	0	0-0	0	0	0	-	6
Dec 05	vs Clemson	1	0	1	0.0-0	0.0-0	0	0-0	0-0	0	0	0	0-0	0	0	0	-	0
		4	2	6	0.0-0	0.0-0	0	0-0	0-0	0	0	0	0-0	0	0	0	-	48



ACC

COASTAL DIVISION

CAROLINA FOOTBALL 2015 GAME NOTES

#34 ELIJAH HOOD, TB


Date	Opponent	Rushing				Receiving				Passing				Kick Returns				Punt Returns				all purp
		no.	yds	td	lg	no.	yds	td	lg	cmp-att-int	yds	td	lg	no.	yds	td	lg	no.	yds	td	lg	
Sep 03	vs South Carolina	13	138	0	44	0	0	0	0	0-0-0	0	0	0	0	0	0	0	0	0	0	0	138
Sep 12	NORTH CAROLINA A&T	16	56	2	11	1	5	0	5	0-0-0	0	0	0	0	0	0	0	0	0	0	0	61
Sep 19	ILLINOIS	16	129	1	39	3	11	0	7	0-0-0	0	0	0	0	0	0	0	0	0	0	0	140
Sep 26	DELAWARE	14	61	0	17	1	14	0	14	0-0-0	0	0	0	0	0	0	0	0	0	0	0	75
Oct 03	at Georgia Tech	12	60	2	13	0	0	0	0	0-0-0	0	0	0	0	0	0	0	0	0	0	0	60
Oct 17	WAKE FOREST	8	101	1	36	2	19	0	13	0-0-0	0	0	0	0	0	0	0	0	0	0	0	120
Oct 24	VIRGINIA	21	101	2	15	0	0	0	0	0-0-0	0	0	0	0	0	0	0	0	0	0	0	101
Oct 29	at Pittsburgh	20	98	0	25	1	6	0	6	0-0-0	0	0	0	0	0	0	0	0	0	0	0	104
Nov 07	DUKE	17	69	3	16	1	4	0	4	0-0-0	0	0	0	0	0	0	0	0	0	0	0	73
Nov 14	MIAMI	17	132	1	34	0	0	0	0	0-0-0	0	0	0	0	0	0	0	0	0	0	0	132
Nov 21	at Virginia Tech	17	115	2	31	0	0	0	0	0-0-0	0	0	0	0	0	0	0	0	0	0	0	115
Nov 28	at NC State	21	220	2	39	1	4	0	4	0-0-0	0	0	0	0	0	0	0	0	0	0	0	224
Dec 05	vs Clemson	14	65	1	16	1	1	0	1	0-0-0	0	0	0	0	0	0	0	0	0	0	0	66
		206	1345	17	44	11	64	0	14	0-0-0	0	0	0	0	0	0	0	0	0	0	0	1409

Games: 13 • Avg/rush: 6.5 • Avg/catch: 5.8 • All purpose avg/game: 108.4 • Total offense avg/gm: 103.5

#84 BUG HOWARD, WR

Date	Opponent	Rushing				Receiving				Passing				Kick Returns				Punt Returns				all purp
		no.	yds	td	lg	no.	yds	td	lg	cmp-att-int	yds	td	lg	no.	yds	td	lg	no.	yds	td	lg	
Sep 03	vs South Carolina	0	0	0	0	6	114	1	40	0-0-0	0	0	0	0	0	0	0	0	0	0	0	114
Sep 12	NORTH CAROLINA A&T	0	0	0	0	2	37	0	24	0-0-0	0	0	0	0	0	0	0	0	0	0	0	37
Sep 19	ILLINOIS	0	0	0	0	1	27	0	27	0-0-0	0	0	0	0	0	0	0	0	0	0	0	27
Sep 26	DELAWARE	0	0	0	0	3	52	1	29	0-0-0	0	0	0	0	0	0	0	0	0	0	0	52
Oct 03	at Georgia Tech	0	0	0	0	1	6	0	6	0-0-0	0	0	0	0	0	0	0	0	0	0	0	6
Oct 17	WAKE FOREST	0	0	0	0	4	45	0	14	0-0-0	0	0	0	0	0	0	0	0	0	0	0	45
Oct 24	VIRGINIA	0	0	0	0	2	43	0	36	0-0-0	0	0	0	0	0	0	0	0	0	0	0	43
Oct 29	at Pittsburgh	0	0	0	0	0	0	0	0	0-0-0	0	0	0	0	0	0	0	0	0	0	0	0
Nov 07	DUKE	0	0	0	0	3	83	1	49	0-0-0	0	0	0	0	0	0	0	0	0	0	0	83
Nov 14	MIAMI	0	0	0	0	0	0	0	0	0-0-0	0	0	0	0	0	0	0	0	0	0	0	0
Nov 21	at Virginia Tech	0	0	0	0	0	0	0	0	0-0-0	0	0	0	0	0	0	0	0	0	0	1	1
Nov 28	at NC State	0	0	0	0	3	28	0	14	0-0-0	0	0	0	1	17	0	17	0	0	0	0	45
Dec 05	vs Clemson	0	0	0	0	1	11	0	11	0-0-0	0	0	0	0	0	0	0	0	0	0	0	11
		0	0	0	0	26	446	3	49	0-0-0	0	0	0	1	17	0	17	1	1	0	0	464

Games: 13 • Avg/catch: 17.2 • KR avg: 17.0 • PR avg: 1.0 • All purpose avg/game: 35.7 •



#90 NAZAIR JONES, DT

Date	Opponent	Tackles				Sacks no-yds	Fumble		Pass Defense			blkd kick	PAT Attempts			off		pts	
		ua	a	total	tfl-yds		ff	fr-yds	int-yds	qbh	brup		kick	rush	rcv	saf	t/o		
Sep 03	vs South Carolina	2	4	6	0.5-3	0.0-0	0	0-0	0-0	0	0	0	0	0-0	0	0	0	-	0
Sep 12	NORTH CAROLINA A&T	0	2	2	0.0-0	0.0-0	0	0-0	0-0	0	0	0	0	0-0	0	0	0	-	0
Sep 19	ILLINOIS	1	4	5	0.0-0	0.0-0	0	0-0	0-0	0	0	0	0	0-0	0	0	0	-	0
Sep 26	DELAWARE	3	1	4	0.5-0	0.0-0	0	0-0	0-0	0	1	0	0	0-0	0	0	0	-	0
Oct 03	at Georgia Tech	0	0	0	0.0-0	0.0-0	0	0-0	0-0	0	0	0	0	0-0	0	0	0	-	0
Nov 07	DUKE	1	2	3	1.0-2	0.0-0	0	0-0	0-0	2	0	0	0	0-0	0	0	0	-	0
Nov 14	MIAMI	5	0	5	1.0-2	0.0-0	0	1-0	0-0	1	0	0	0	0-0	0	0	0	-	0
Nov 21	at Virginia Tech	1	5	6	1.0-1	0.0-0	1	1-0	0-0	0	1	0	0	0-0	0	0	0	-	0
Nov 28	at NC State	3	0	3	0.0-0	0.0-0	0	0-0	0-0	0	1	0	0	0-0	0	0	0	-	0
Dec 05	vs Clemson	3	3	6	0.0-0	0.0-0	0	0-0	1-0	0	0	0	0	0-0	0	0	0	-	0
Totals		19	21	40	4.0-8	0.0-0	1	2-0	1-0	3	3	0	0	0-0	0	0	0	-	0

#2 DES LAWRENCE, CB

Date	Opponent	Tackles				Sacks no-yds	Fumble		Pass Defense			blkd kick	PAT Attempts			off		pts	
		ua	a	total	tfl-yds		ff	fr-yds	int-yds	qbh	brup		kick	rush	rcv	saf	t/o		
Sep 03	vs South Carolina	4	0	4	0.0-0	0.0-0	0	0-0	0-0	0	1	0	0	0-0	0	0	0	-	0
Sep 12	NORTH CAROLINA A&T	0	0	0	0.0-0	0.0-0	0	0-0	0-0	0	0	0	0	0-0	0	0	0	-	0
Sep 19	ILLINOIS	2	0	2	0.0-0	0.0-0	0	0-0	0-0	0	1	0	0	0-0	0	0	0	-	0
Sep 26	DELAWARE	0	1	1	0.0-0	0.0-0	0	0-0	0-0	0	0	0	0	0-0	0	0	0	-	0
Oct 03	at Georgia Tech	3	1	4	0.0-0	0.0-0	0	0-0	0-0	0	1	0	0	0-0	0	0	0	-	0
Oct 17	WAKE FOREST	1	3	4	0.0-0	0.0-0	0	0-0	0-0	1	1	0	0	0-0	0	0	0	-	0
Oct 24	VIRGINIA	3	3	6	1.0-5	0.0-0	0	0-0	0-0	0	1	0	0	0-0	0	0	0	-	0
Oct 29	at Pittsburgh	6	1	7	1.0-4	0.0-0	0	0-0	0-0	0	4	0	0	0-0	0	0	0	-	0
Nov 07	DUKE	6	2	8	0.0-0	0.0-0	0	0-0	1-21	0	1	0	0	0-0	0	0	0	-	0
Nov 14	MIAMI	4	0	4	0.0-0	0.0-0	0	0-0	0-0	0	2	0	0	0-0	0	0	0	-	0
Nov 21	at Virginia Tech	5	0	5	0.0-0	0.0-0	0	0-0	1-0	0	1	0	0	0-0	0	0	0	-	0
Nov 28	at NC State	1	2	3	0.5-2	0.0-0	0	0-0	0-0	0	1	0	0	0-0	0	0	0	-	0
Dec 05	vs Clemson	3	1	4	0.0-0	0.0-0	0	0-0	0-0	0	0	0	0	0-0	0	0	0	-	0
Totals		38	14	52	2.5-11	0.0-0	0	0-0	2-21	1	14	0	0	0-0	0	0	0	-	0

#8 T.J. LOGAN, TB

Date	Opponent	Rushing				Receiving				Passing				Kick Returns				Punt Returns				all purp
		no.	yds	td	lg	no.	yds	td	lg	cmp-att-int	yds	td	lg	no.	yds	td	lg	no.	yds	td	lg	
Sep 03	vs South Carolina	7	37	0	20	0	0	0	0	0-0-0	0	0	0	0	0	0	0	0	0	0	0	37
Sep 12	NORTH CAROLINA A&T	4	5	0	2	0	0	0	0	0-0-0	0	0	0	3	75	0	30	0	0	0	0	80
Sep 19	ILLINOIS	6	17	0	6	1	8	0	8	0-0-0	0	0	0	2	36	0	19	0	0	0	0	61
Sep 26	DELAWARE	5	27	0	20	0	0	0	0	0-0-0	0	0	0	1	29	0	29	0	0	0	0	56
Oct 03	at Georgia Tech	1	16	0	16	0	0	0	0	0-0-0	0	0	0	1	21	0	21	0	0	0	0	37
Oct 17	WAKE FOREST	7	17	1	11	1	18	0	18	0-0-0	0	0	0	2	47	0	25	0	0	0	0	82
Oct 24	VIRGINIA	3	26	1	16	1	21	0	21	0-0-0	0	0	0	2	58	0	39	0	0	0	0	105
Oct 29	at Pittsburgh	4	27	0	12	2	10	0	8	0-0-0	0	0	0	1	17	0	17	0	0	0	0	54
Nov 07	DUKE	3	20	0	13	2	43	0	49	0-0-0	0	0	0	0	0	0	0	0	0	0	0	63
Nov 14	MIAMI	4	25	1	13	2	3	0	8	0-0-0	0	0	0	2	44	0	30	0	0	0	0	72
Nov 21	at Virginia Tech	10	55	0	21	1	2	0	2	0-0-0	0	0	0	0	0	0	0	0	0	0	0	57
Nov 28	at NC State	6	100	2	42	0	0	0	0	0-0-0	0	0	0	2	52	0	27	0	0	0	0	152
Dec 05	vs Clemson	1	-4	0	0	1	46	1	46	0-0-0	0	0	0	4	95	0	32	0	0	0	0	137
Totals		61	368	5	42	11	151	1	49	0-0-0	0	0	0	20	474	0	39	0	0	0	0	993

Games: 13 • Avg/rush: 6.0 • Avg/catch: 13.7 • KR avg: 23.7 • All purpose avg/game: 76.4 • Total offense avg/gm: 28.3



ACC

COASTAL DIVISION

CAROLINA FOOTBALL 2015 GAME NOTES

#5 JOEY MANGILI, P

Date	Opponent	Punting										Field Goals			Kickoffs					
		no.	yds	avg	long	blkd	tb	fc	50+	i20	md-att	long	blkd	no.	yds	avg	tb	ob		
Sep 03	vs South Carolina	0	0	0.0	0	0	0	0	0	0	0	0-0	0	0	0	0	0	0.0	0	0
Sep 12	NORTH CAROLINA A&T	0	0	0.0	0	0	0	0	0	0	0	0-0	0	0	0	0	0	0.0	0	0
Sep 19	ILLINOIS	0	0	0.0	0	0	0	0	0	0	0	0-0	0	0	0	0	0	0.0	0	0
Sep 26	DELAWARE	0	0	0.0	0	0	0	0	0	0	0	0-0	0	0	0	0	0	0.0	0	0
Oct 03	at Georgia Tech	0	0	0.0	0	0	0	0	0	0	0	0-0	0	0	0	0	0	0.0	0	0
Oct 17	WAKE FOREST	0	0	0.0	0	0	0	0	0	0	0	0-0	0	0	0	0	0	0.0	0	0
Oct 24	VIRGINIA	0	0	0.0	0	0	0	0	0	0	0	0-0	0	0	0	0	0	0.0	0	0
Oct 29	at Pittsburgh	1	36	36.0	36	0	1	0	0	0	0	0-0	0	0	0	0	0	0.0	0	0
Nov 07	DUKE	2	91	45.5	49	0	0	0	0	0	0	0-0	0	0	0	0	0	0.0	0	0
Nov 14	MIAMI	3	125	41.7	46	0	0	1	0	1	0	0-0	0	0	0	0	0	0.0	0	0
Nov 21	at Virginia Tech	8	321	40.1	48	0	1	4	0	1	0	0-0	0	0	0	0	0	0.0	0	0
Nov 28	at NC State	1	33	33.0	33	0	0	0	0	1	0	0-0	0	0	0	0	0	0.0	0	0
Dec 05	vs Clemson	6	249	41.5	51	0	0	2	1	2	0	0-0	0	0	0	0	0	0.0	0	0
		21	855	40.7	51	0	2	7	1	5	0	0-0	0	0	0	0	0	0.0	0	0

#15 DONNIE MILES, S

Date	Opponent	Tackles				Sacks no-yds	Fumble		Pass Defense			blkd kick	PAT Attempts			off			
		ua	a	total	tfl-yds		ff	fr-yds	int-yds	qbh	brup		kick	rush	rcv	saf	t/o	pts	
Sep 03	vs South Carolina	9	3	12	0.0-0	0.0-0	0	0-0	0-0	0	0	0	0-0	0	0	0	0	-	0
Sep 12	NORTH CAROLINA A&T	4	2	6	1.0-3	0.0-0	0	0-0	0-0	0	1	0	0-0	0	0	0	0	-	0
Sep 19	ILLINOIS	5	5	10	0.0-0	0.0-0	0	0-0	0-0	0	1	0	0-0	0	0	0	0	-	0
Sep 26	DELAWARE	5	3	8	0.0-0	0.0-0	0	0-0	0-0	0	0	0	0-0	0	0	0	0	-	0
Oct 03	at Georgia Tech	4	2	6	0.0-0	0.0-0	0	0-0	0-0	0	0	0	0-0	0	0	0	0	-	0
Oct 17	WAKE FOREST	5	3	8	0.0-0	0.0-0	0	0-0	0-0	0	0	0	0-0	0	0	0	0	-	0
Oct 24	VIRGINIA	2	3	5	0.0-0	0.0-0	0	0-0	0-0	0	0	0	0-0	0	0	0	0	-	0
Oct 29	at Pittsburgh	8	3	11	0.0-0	0.0-0	1	0-0	0-0	0	0	0	0-0	0	0	0	0	-	0
Nov 07	DUKE	5	2	7	0.0-0	0.0-0	0	0-0	0-0	0	0	0	0-0	0	0	0	0	-	0
Nov 14	MIAMI	4	3	7	0.0-0	0.0-0	0	0-0	0-0	0	0	0	0-0	0	0	0	0	-	0
Nov 21	at Virginia Tech	3	8	11	0.0-0	0.0-0	0	0-0	0-0	0	0	0	0-0	0	0	0	0	-	0
Nov 28	at NC State	6	2	8	1.0-1	0.0-0	0	0-0	0-0	0	0	0	0-0	0	0	0	0	-	0
Dec 05	vs Clemson	5	2	7	0.0-0	0.0-0	0	0-0	0-0	0	0	0	0-0	0	0	0	0	-	0
		65	41	106	2.0-4	0.0-0	1	0-0	0-0	0	2	0	0-0	0	0	0	0	-	0

#42 SHAKEEL RASHAD, LB

Date	Opponent	Tackles				Sacks no-yds	Fumble		Pass Defense			blkd kick	PAT Attempts			off			
		ua	a	total	tfl-yds		ff	fr-yds	int-yds	qbh	brup		kick	rush	rcv	saf	t/o	pts	
Sep 03	vs South Carolina	1	1	2	0.0-0	0.0-0	0	0-0	0-0	0	0	0	0-0	0	0	0	0	-	0
Sep 12	NORTH CAROLINA A&T	1	1	2	1.0-10	0.0-0	1	0-0	1-5	0	1	0	0-0	0	0	0	0	-	0
Sep 19	ILLINOIS	5	3	8	1.0-2	0.0-0	0	0-0	0-0	0	0	0	0-0	0	0	0	0	-	0
Sep 26	DELAWARE	5	5	10	1.0-8	0.0-0	0	0-0	0-0	0	0	0	0-0	0	0	0	0	-	0
Oct 03	at Georgia Tech	9	0	9	0.0-0	0.0-0	1	0-0	0-0	0	0	0	0-0	0	0	0	0	-	0
Oct 17	WAKE FOREST	5	2	7	0.0-0	0.0-0	1	0-0	0-0	1	0	0	0-0	0	0	0	0	-	0
Oct 24	VIRGINIA	6	4	10	1.0-3	0.0-0	0	0-0	1-0	0	0	0	0-0	0	0	0	0	-	0
Oct 29	at Pittsburgh	6	0	6	0.0-0	0.0-0	0	0-0	0-0	1	0	0	0-0	0	0	0	0	-	0
Nov 07	DUKE	7	1	8	0.0-0	0.0-0	0	0-0	0-0	0	0	0	0-0	0	0	0	0	-	0
Nov 14	MIAMI	7	1	8	0.0-0	0.0-0	0	0-0	0-0	0	0	0	0-0	0	0	0	0	-	0
Nov 21	at Virginia Tech	8	7	15	2.0-9	1.0-7	0	0-0	0-0	0	0	0	0-0	0	0	0	0	-	0
Nov 28	at NC State	7	6	13	0.5-1	0.5-1	0	0-0	0-0	0	1	0	0-0	0	0	0	0	-	0
Dec 05	vs Clemson	7	5	12	1.0-5	0.0-0	0	0-0	0-0	1	0	0	0-0	0	0	0	0	-	0
		74	36	110	7.5-38	1.5-8	3	0-0	2-5	3	2	0	0-0	0	0	0	0	-	0

#10 JEFF SCHOETTNER, LB

Date	Opponent	Tackles				Sacks no-yds	Fumble		Pass Defense			blkd kick	PAT Attempts			off		pts
		ua	a	total	tfl-yds		ff	fr-yds	int-yds	qbh	brup		kick	rush	rcv	saf	t/o	
Sep 03	vs South Carolina	4	8	12	0.5-3	0.0-0	0	0-0	0-0	0	0	0	0-0	0	0	0	-	0
Sep 12	NORTH CAROLINA A&T	3	3	6	1.0-1	0.0-0	0	0-0	0-0	1	0	0	0-0	0	0	0	-	0
Sep 19	ILLINOIS	5	2	7	1.0-3	0.0-0	0	0-0	0-0	0	0	0	0-0	0	0	0	-	0
Sep 26	DELAWARE	0	6	6	0.5-1	0.0-0	0	0-0	1-3	0	0	0	0-0	0	0	0	-	0
Oct 03	at Georgia Tech	7	3	10	1.0-3	0.0-0	0	0-0	0-0	0	0	0	0-0	0	0	0	-	0
Oct 17	WAKE FOREST	0	1	1	0.0-0	0.0-0	0	1-0	0-0	1	0	0	0-0	0	0	0	-	0
Oct 24	VIRGINIA	3	6	9	0.0-0	0.0-0	0	0-0	0-0	0	0	0	0-0	0	0	0	-	0
Oct 29	at Pittsburgh	4	1	5	0.0-0	0.0-0	0	0-0	0-0	0	0	0	0-0	0	0	0	-	0
Nov 07	DUKE	2	2	4	1.0-2	0.0-0	1	1-0	0-0	0	0	0	0-0	0	0	0	-	0
Nov 14	MIAMI	4	3	7	0.0-0	0.0-0	0	0-0	1-60	0	0	0	0-0	0	0	0	-	0
Nov 21	at Virginia Tech	3	2	5	0.0-0	0.0-0	0	0-0	0-0	1	0	0	0-0	0	0	0	-	0
Nov 28	at NC State	5	1	6	1.5-2	0.0-0	0	0-0	0-0	0	1	0	0-0	0	0	0	-	0
Dec 05	vs Clemson	4	3	7	0.0-0	0.0-0	0	0-0	0-0	0	0	0	0-0	0	0	0	-	0
		44	41	85	6.5-15	0.0-0	1	2-0	2-63	3	1	0	0-0	0	0	0	-	0

#11 MALIK SIMMONS, CB

Date	Opponent	Tackles				Sacks no-yds	Fumble		Pass Defense			blkd kick	PAT Attempts			off		pts
		ua	a	total	tfl-yds		ff	fr-yds	int-yds	qbh	brup		kick	rush	rcv	saf	t/o	
Sep 19	ILLINOIS	0	0	0	0.0-0	0.0-0	0	0-0	0-0	0	0	0	0-0	0	0	0	-	0
Sep 26	DELAWARE	0	1	1	0.0-0	0.0-0	0	0-0	0-0	0	0	0	0-0	0	0	0	-	0
Oct 03	at Georgia Tech	0	0	0	0.0-0	0.0-0	0	0-0	0-0	0	0	0	0-0	0	0	0	-	0
Oct 17	WAKE FOREST	2	0	2	0.0-0	0.0-0	0	0-0	0-0	0	1	0	0-0	0	0	0	-	0
Oct 24	VIRGINIA	2	1	3	0.0-0	0.0-0	0	0-0	2-5	0	1	0	0-0	0	0	0	-	0
Oct 29	at Pittsburgh	2	0	2	0.0-0	0.0-0	0	0-0	0-0	0	1	0	0-0	0	0	0	-	0
Nov 07	DUKE	3	0	3	0.0-0	0.0-0	0	0-0	0-0	0	1	0	0-0	0	0	0	-	0
Nov 14	MIAMI	2	1	3	0.0-0	0.0-0	0	0-0	0-0	0	0	0	0-0	0	0	0	-	0
Nov 21	at Virginia Tech	8	3	11	0.0-0	0.0-0	0	0-0	0-0	0	2	0	0-0	0	0	0	-	0
Nov 28	at NC State	2	0	2	0.0-0	0.0-0	0	0-0	0-0	0	0	0	0-0	0	0	0	-	0
Dec 05	vs Clemson	4	2	6	0.0-0	0.0-0	0	0-0	0-0	0	1	0	0-0	0	0	0	-	0
		25	8	33	0.0-0	0.0-0	0	0-0	2-5	0	7	0	0-0	0	0	0	-	0

#6 M.J. STEWART

Date	Opponent	Tackles				Sacks no-yds	Fumble		Pass Defense			blkd kick	PAT Attempts			off		pts
		ua	a	total	tfl-yds		ff	fr-yds	int-yds	qbh	brup		kick	rush	rcv	saf	t/o	
Sep 03	vs South Carolina	2	3	5	0.0-0	0.0-0	1	0-0	0-0	0	1	0	0-0	0	0	0	-	0
Sep 12	NORTH CAROLINA A&T	1	0	1	0.0-0	0.0-0	0	0-0	1-15	0	0	0	0-0	0	0	0	-	0
Sep 19	ILLINOIS	1	4	5	0.5-1	0.0-0	0	0-0	1-4	0	2	0	0-0	0	0	0	-	0
Sep 26	DELAWARE	2	3	5	0.0-0	0.0-0	0	0-0	0-0	0	0	0	0-0	0	0	0	-	0
Oct 03	at Georgia Tech	4	0	4	1.0-5	0.0-0	0	0-0	1-2	0	1	0	0-0	0	0	0	-	0
Oct 29	at Pittsburgh	5	1	6	1.0-6	1.0-6	0	0-0	0-0	0	3	0	0-0	0	0	0	-	0
Nov 07	DUKE	3	1	4	0.0-0	0.0-0	0	0-0	0-0	0	3	0	0-0	0	0	0	-	0
Nov 14	MIAMI	0	2	2	0.0-0	0.0-0	0	0-0	0-0	0	2	0	0-0	0	0	0	-	0
Nov 21	at Virginia Tech	3	1	4	0.0-0	0.0-0	0	0-0	1-0	0	0	0	0-0	0	0	0	-	0
Nov 28	at NC State	3	2	5	0.0-0	0.0-0	0	0-0	0-0	0	1	0	0-0	0	0	0	-	0
Dec 05	vs Clemson	6	6	12	0.0-0	0.0-0	0	0-0	0-0	0	1	0	0-0	0	0	0	-	0
		30	23	53	2.5-12	1.0-6	1	0-0	4-21	0	14	0	0-0	0	0	0	-	0



#3 RYAN SWITZER, WR/PR

Date	Opponent	Rushing				Receiving				Passing				Kick Returns				Punt Returns				all purp				
		no.	yds	td	lg	no.	yds	td	lg	cmp	att	int	yds	td	lg	no.	yds	td	lg	no.	yds		td	lg		
Sep 03	vs South Carolina	0	0	0	0	6	57	0	16	0-0-0	0	0	0	0	0	0	0	1	-1	0	0	1	-1	0	0	99
Sep 12	NORTH CAROLINA A&T	0	0	0	0	3	46	0	16	0-0-0	0	0	0	0	0	0	0	2	16	0	9	2	16	0	9	62
Sep 19	ILLINOIS	1	-8	0	0	3	50	1	34	0-0-0	0	0	0	0	0	0	0	5	168	1	85	5	168	1	85	210
Sep 26	DELAWARE	0	0	0	0	5	89	1	63	0-0-0	0	0	0	0	0	0	0	3	17	0	12	3	17	0	12	106
Oct 03	at Georgia Tech	0	0	0	0	2	23	0	17	1-1-0	11	0	11	0	0	0	0	0	0	0	0	0	0	0	0	23
Oct 17	WAKE FOREST	0	0	0	0	0	0	0	0	0-0-0	0	0	0	0	0	0	0	1	1	0	1	1	1	0	1	1
Oct 24	VIRGINIA	0	0	0	0	6	37	0	15	0-0-0	0	0	0	0	0	0	0	2	1	0	1	2	1	0	1	38
Oct 29	at Pittsburgh	0	0	0	0	5	126	1	71	0-0-0	0	0	0	0	0	0	0	2	-2	0	1	2	-2	0	1	124
Nov 07	DUKE	1	13	0	13	5	107	1	89	0-0-0	0	0	0	0	0	0	0	0	0	0	0	0	0	0	0	120
Nov 14	MIAMI	0	0	0	0	2	8	0	4	0-1-0	0	0	0	1	8	0	8	1	78	1	78	1	78	1	78	94
Nov 21	at Virginia Tech	1	1	0	1	4	46	0	18	0-0-0	0	0	0	0	0	0	0	3	-5	0	0	3	-5	0	0	42
Nov 28	at NC State	0	0	0	0	8	38	0	15	0-0-0	0	0	0	0	0	0	0	0	0	0	0	0	0	0	0	38
Dec 05	vs Clemson	0	0	0	0	3	41	2	21	0-0-0	0	0	0	0	0	0	0	2	29	0	29	2	29	0	29	70
		3	6	0	13	52	668	6	89	1-2-0	11	0	11	1	8	0	8	22	302	2	85	22	302	2	85	1027

Games: 13 • Avg/rush: 2.0 • Avg/catch: 12.8 • Pass effic: 96.20 • KR avg: 8.0 • PR avg: 13.7 • All purpose avg/game: 79.0 • Total offense avg/gm: 1.3

#98 JUSTIN THOMASON, DT

Date	Opponent	Tackles				Sacks	Fumble		Pass Defense			blkd	PAT Attempts			off		
		ua	a	total	tfl-yds		no-yds	ff	fr-yds	int-yds	qbh		brup	kick	kick	rush	rcv	saf
Sep 03	vs South Carolina	1	0	1	0.0-0	0.0-0	0	0-0	0-0	0	0	0	0-0	0	0	0	-	0
Sep 12	NORTH CAROLINA A&T	0	1	1	0.0-0	0.0-0	0	0-0	0-0	0	0	0	0-0	0	0	0	-	0
Sep 19	ILLINOIS	1	4	5	0.0-0	0.0-0	0	0-0	0-0	0	0	0	0-0	0	0	0	-	0
Sep 26	DELAWARE	1	1	2	0.0-0	0.0-0	0	0-0	0-0	0	0	0	0-0	0	0	0	-	0
Oct 03	at Georgia Tech	1	0	1	1.0-1	0.0-0	0	0-0	0-0	0	0	0	0-0	0	0	0	-	0
Oct 17	WAKE FOREST	0	1	1	0.0-0	0.0-0	0	0-0	0-0	0	0	0	0-0	0	0	0	-	0
Oct 24	VIRGINIA	1	4	5	0.0-0	0.0-0	0	0-0	0-0	0	0	0	0-0	0	0	0	-	0
Oct 29	at Pittsburgh	2	0	2	1.0-3	1.0-3	0	0-0	0-0	1	0	0	0-0	0	0	0	-	0
Nov 07	DUKE	2	3	5	1.0-5	1.0-5	0	0-0	0-0	0	0	0	0-0	0	0	0	-	0
Nov 14	MIAMI	0	3	3	0.0-0	0.0-0	0	0-0	0-0	0	0	0	0-0	0	0	0	-	0
Nov 21	at Virginia Tech	0	3	3	0.5-0	0.5-0	0	0-0	0-0	0	0	0	0-0	0	0	0	-	0
Nov 28	at NC State	1	2	3	1.0-1	1.0-1	0	0-0	0-0	0	0	0	0-0	0	0	0	-	0
Dec 05	vs Clemson	1	2	3	0.0-0	0.0-0	0	0-0	0-0	0	0	0	0-0	0	0	0	-	0
		11	24	35	4.5-10	3.5-9	0	0-0	0-0	1	0	0	0-0	0	0	0	-	0

#10 MITCH TRUBISKY, QB

Date	Opponent	Rushing				Receiving				Passing				Kick Returns				Punt Returns				all purp				
		no.	yds	td	lg	no.	yds	td	lg	cmp	att	int	yds	td	lg	no.	yds	td	lg	no.	yds		td	lg		
Sep 12	NORTH CAROLINA A&T	3	33	1	35	0	0	0	0	5-7-0	37	1	14	0	0	0	0	0	0	0	0	0	0	0	0	33
Sep 19	ILLINOIS	0	0	0	0	0	0	0	0	2-2-0	14	0	8	0	0	0	0	0	0	0	0	0	0	0	0	0
Sep 26	DELAWARE	6	39	0	17	0	0	0	0	17-20-0	312	4	64	0	0	0	0	0	0	0	0	0	0	0	0	39
Oct 03	at Georgia Tech	1	2	0	2	0	0	0	0	0-0-0	0	0	0	0	0	0	0	0	0	0	0	0	0	0	0	2
Oct 17	WAKE FOREST	2	12	1	10	0	0	0	0	4-6-0	44	0	18	0	0	0	0	0	0	0	0	0	0	0	0	12
Nov 07	DUKE	1	2	1	2	0	0	0	0	5-5-0	43	0	20	0	0	0	0	0	0	0	0	0	0	0	0	2
Nov 14	MIAMI	3	13	0	20	0	0	0	0	5-5-0	84	0	47	0	0	0	0	0	0	0	0	0	0	0	0	13
Nov 28	at NC State	0	0	0	0	0	0	0	0	1-1-0	5	1	5	0	0	0	0	0	0	0	0	0	0	0	0	0
Dec 05	vs Clemson	0	0	0	0	0	0	0	0	1-1-0	16	0	16	0	0	0	0	0	0	0	0	0	0	0	0	0
		16	101	3	35	0	0	0	0	40-47-0	555	6	64	0	0	0	0	0	0	0	0	0	0	0	0	101

Games: 9 • Avg/rush: 6.3 • Pass effic: 226.43 • All purpose avg/game: 11.2 • Total offense avg/gm: 72.9



#24 NICK WEILER, PK

Date	Opponent	Tackles			tfl-yds	Sacks no-yds	Fumble		Pass Defense			blkd kick	PAT Attempts			off		pts
		ua	a	total			ff	fr-yds	int-yds	qbh	brup		kick	rush	rcv	saf	t/o	
Sep 03	vs South Carolina	0	0	0	0.0-0	0.0-0	0	0-0	0-0	0	0	0	1-1	0	0	0	-	7
Sep 12	NORTH CAROLINA A&T	0	0	0	0.0-0	0.0-0	0	0-0	0-0	0	0	0	6-6	0	0	0	-	9
Sep 19	ILLINOIS	1	1	2	0.0-0	0.0-0	0	0-0	0-0	0	0	0	6-6	0	0	0	-	12
Sep 26	DELAWARE	1	0	1	0.0-0	0.0-0	0	0-0	0-0	0	0	0	5-5	0	0	0	-	11
Oct 03	at Georgia Tech	1	0	1	0.0-0	0.0-0	0	0-0	0-0	0	0	0	5-5	0	0	0	-	8
Oct 17	WAKE FOREST	0	0	0	0.0-0	0.0-0	0	0-0	0-0	0	0	0	6-6	0	0	0	-	6
Oct 24	VIRGINIA	0	0	0	0.0-0	0.0-0	0	0-0	0-0	0	0	0	2-2	0	0	0	-	8
Oct 29	at Pittsburgh	1	0	1	0.0-0	0.0-0	0	0-0	0-0	0	0	0	2-2	0	0	0	-	14
Nov 07	DUKE	1	0	1	0.0-0	0.0-0	0	0-0	0-0	0	0	0	9-9	0	0	0	-	12
Nov 14	MIAMI	0	0	0	0.0-0	0.0-0	0	0-0	0-0	0	0	0	7-7	0	0	0	-	10
Nov 21	at Virginia Tech	0	0	0	0.0-0	0.0-0	0	0-0	0-0	0	0	0	3-3	0	0	0	-	6
Nov 28	at NC State	0	0	0	0.0-0	0.0-0	0	0-0	0-0	0	0	0	6-6	0	0	0	-	9
Dec 05	vs Clemson	0	0	0	0.0-0	0.0-0	0	0-0	0-0	0	0	0	4-4	0	0	0	-	7
		5	1	6	0.0-0	0.0-0	0	0-0	0-0	0	0	0	62-62	0	0	0	-	119

Date	Opponent	Punting								Field Goals			Kickoffs					
		no.	yds	avg	long	blkd	tb	fc	50+	i20	md-att	long	blkd	no.	yds	avg	tb	ob
Sep 03	vs South Carolina	0	0	0.0	0	0	0	0	0	0	2-2	47	0	4	259	64.8	3	0
Sep 12	NORTH CAROLINA A&T	0	0	0.0	0	0	0	0	0	0	1-1	48	0	9	579	64.3	4	0
Sep 19	ILLINOIS	0	0	0.0	0	0	0	0	0	0	2-2	48	0	9	574	63.8	5	1
Sep 26	DELAWARE	0	0	0.0	0	0	0	0	0	0	2-3	46	0	8	496	62.0	2	0
Oct 03	at Georgia Tech	0	0	0.0	0	0	0	0	0	0	1-2	37	0	6	365	60.8	3	0
Oct 17	WAKE FOREST	0	0	0.0	0	0	0	0	0	0	0-0	0	0	8	490	61.2	3	1
Oct 24	VIRGINIA	0	0	0.0	0	0	0	0	0	0	2-2	37	0	6	389	64.8	5	0
Oct 29	at Pittsburgh	0	0	0.0	0	0	0	0	0	0	4-4	39	0	7	438	62.6	5	0
Nov 07	DUKE	0	0	0.0	0	0	0	0	0	0	1-1	35	0	11	675	61.4	7	1
Nov 14	MIAMI	0	0	0.0	0	0	0	0	0	0	1-1	25	0	9	584	64.9	4	1
Nov 21	at Virginia Tech	0	0	0.0	0	0	0	0	0	0	1-1	20	0	5	318	63.6	1	0
Nov 28	at NC State	0	0	0.0	0	0	0	0	0	0	1-2	38	0	8	516	64.5	5	0
Dec 05	vs Clemson	0	0	0.0	0	0	0	0	0	0	1-1	30	0	7	396	56.6	3	0
		0	0	0.0	0	0	0	0	0	0	19-22	48	0	97	6079	62.7	50	4

#12 MARQUISE WILLIAMS, QB

Date	Opponent	Rushing				Receiving				Passing				Kick Returns				Punt Returns				all purp	
		no.	yds	td	lg	no.	yds	td	lg	cmp-att-int	yds	td	lg	no.	yds	td	lg	no.	yds	td	lg		
Sep 03	vs South Carolina	10	9	0	9	0	0	0	0	19-31-3	232	1	40	0	0	0	0	0	0	0	0	0	9
Sep 12	NORTH CAROLINA A&T	4	53	1	19	0	0	0	0	15-20-0	211	2	47	0	0	0	0	0	0	0	0	0	53
Sep 19	ILLINOIS	9	105	0	41	0	0	0	0	17-24-1	203	3	34	0	0	0	0	0	0	0	0	0	105
Sep 26	DELAWARE	6	31	1	22	0	0	0	0	6-12-0	65	0	29	0	0	0	0	0	0	0	0	0	31
Oct 03	at Georgia Tech	15	148	2	27	1	37	1	37	13-24-0	134	0	26	0	0	0	0	0	0	0	0	0	185
Oct 17	WAKE FOREST	12	59	1	33	0	0	0	0	14-20-2	282	3	61	0	0	0	0	0	0	0	0	0	59
Oct 24	VIRGINIA	12	71	0	31	0	0	0	0	21-26-1	226	0	36	0	0	0	0	0	0	0	0	0	71
Oct 29	at Pittsburgh	9	52	0	22	0	0	0	0	14-23-0	270	2	71	0	0	0	0	0	0	0	0	0	52
Nov 07	DUKE	7	30	1	10	0	0	0	0	23-35-0	494	4	89	0	0	0	0	0	0	0	0	0	30
Nov 14	MIAMI	12	101	3	46	0	0	0	0	12-17-0	109	1	32	0	0	0	0	0	0	0	0	0	101
Nov 21	at Virginia Tech	18	74	1	19	0	0	0	0	13-26-0	205	1	32	0	0	0	0	0	0	0	0	0	74
Nov 28	at NC State	10	53	0	30	0	0	0	0	19-30-1	174	1	53	0	0	0	0	0	0	0	0	0	53
Dec 05	vs Clemson	17	81	1	28	0	0	0	0	11-33-1	224	3	46	0	0	0	0	0	0	0	0	0	81
		141	867	11	46	1	37	1	37	197-321-9	2829	21	89	0	0	0	0	0	0	0	0	0	904

Games: 13 • Avg/rush: 6.1 • Avg/catch: 37.0 • Pass effic: 151.38 • All purpose avg/game: 69.5 • Total offense avg/gm: 284.3

#12 MARQUISE WILLIAMS, QB - CAREER STATISTICS

RUSHING	g	att	yards	td	long	avg/c	avg/g
2012	9	29	186	3	23	6.4	20.7
2013	12	111	536	6	28	4.8	44.7
2014	13	193	788	13	52	4.1	60.6
2015	13	141	867	11	46	6.1	66.7
TOTAL	47	474	2377	33	52	5.0	50.6

PASSING	g	cmp-att-int	yards	td	long	pct	avg/p	avg/g	effic
2012	9	10-17-0	127	1	39	58.8	7.5	14.1	141.
2013	12	126-217-6	1698	15	79	58.1	7.8	141.	141.
2014	13	270-428-9	3068	21	91	63.1	7.2	236.	135.
2015	13	197-321-9	2829	21	89	61.4	8.8	217.	151.
TOTAL	47	603-983-24	7722	58	91	61.3	7.9	164.	141.

TOTAL OFFENSE	g	rush	pass	total	avg/g
2012	9	186	127	313	34.8
2013	12	536	169	2234	186.2
2014	13	788	306	3856	296.6
2015	13	867	282	3696	284.3
TOTAL	47	237	772	10099	214.9

RECEIVING	g	rec	yards	td	long	rec/g	avg/c	avg/g
2012	9	0	0	0	0	0.0	0.0	0.0
2013	12	2	52	1	29	0.2	26.0	4.3
2014	13	2	17	1	23	0.2	8.5	1.3
2015	13	1	37	1	37	0.1	37.0	2.8
TOTAL	47	5	106	3	37	0.1	21.2	2.3

SCORING	g	td	rush	rcv	ret	pat	2pat	fg	total	avg/g
2012	9	3	3	0	0	0	0	0	18	2.0
2013	12	7	6	1	0	0	0	0	42	3.5
2014	13	14	13	1	0	0	0	0	84	6.5
2015	13	12	11	1	0	0	0	0	72	5.5
TOTAL	47	36	33	3	0	0	0	0	216	4.6

ALLPURPOSE	g	rush	rcv	pr	kr	ir	total	avg/g
2012	9	186	0	0	0	0	186	20.7
2013	12	536	52	0	0	0	588	49.0
2014	13	788	17	0	0	0	805	61.9
2015	13	867	37	0	0	0	904	69.5
TOTAL	47	237	106	0	0	0	2483	52.8

#14 QUINSHAD DAVIS, WR - CAREER STATISTICS

PASSING	g	cmp-att-int	yards	td	long	pct	avg/p	avg/g	effic
2012	12	0-0-0	0	0	0	0.0	0.0	0.0	0.0
2013	13	2-2-0	61	2	32	100.	30.5	4.7	686.
2014	13	1-1-0	23	1	23	100.	23.0	1.8	623.
2015	13	1-1-0	37	1	37	100.	37.0	2.8	740.
TOTAL	51	4-4-0	121	4	37	100.	30.2	2.4	684.

TOTAL OFFENSE	g	rush	pass	total	avg/g
2012	12	0	0	0	0.0
2013	13	1	61	62	4.8
2014	13	0	23	23	1.8
2015	13	0	37	37	2.8
TOTAL	51	1	121	122	2.4

RECEIVING	g	rec	yards	td	long	rec/g	avg/c	avg/g
2012	12	61	776	5	50	5.1	12.7	64.7
2013	13	48	730	10	59	3.7	15.2	56.2
2014	13	41	470	6	26	3.2	11.5	36.2
2015	13	49	578	4	40	3.8	11.8	44.5
TOTAL	51	199	2554	25	59	3.9	12.8	50.1

#13 MACK HOLLINS, WR - CAREER STATISTICS

RECEIVING	g	rec	yards	td	long	rec/g	avg/c	avg/g
2013	13	0	0	0	0	0.0	0.0	0.0
2014	13	35	613	8	91	2.7	17.5	47.2
2015	13	28	711	8	74	2.2	25.4	54.7
TOTAL	39	63	1324	16	91	1.6	21.0	33.9

#34 ELIJAH HOOD - CAREER STATISTICS

RUSHING	g	att	yards	td	long	avg/c	avg/g
2014	9	67	259	4	23	3.9	28.8
2015	13	206	1345	17	44	6.5	103.5
TOTAL	22	273	1604	21	44	5.9	72.9

TOTAL OFFENSE	g	rush	pass	total	avg/g
2014	9	259	0	259	28.8
2015	13	134	0	1345	103.5
TOTAL	22	160	0	1604	72.9

RECEIVING	g	rec	yards	td	long	rec/g	avg/c	avg/g
2014	9	2	-2	0	1	0.2	-1.0	-0.2
2015	13	11	64	0	14	0.8	5.8	4.9
TOTAL	22	13	62	0	14	0.6	4.8	2.8

SCORING	g	td	rush	rcv	ret	pat	2pat	fg	total	avg/g
2014	9	4	4	0	0	0	0	0	24	2.7
2015	13	17	17	0	0	0	0	0	102	7.8
TOTAL	22	21	21	0	0	0	0	0	126	5.7

ALLPURPOSE	g	rush	rcv	pr	kr	ir	total	avg/g
2014	9	259	-2	0	0	0	257	28.6
2015	13	134	64	0	0	0	1409	108.4
TOTAL	22	160	62	0	0	0	1666	75.7

The Last Time Carolina ...

shut out its opponent: Idaho, 66-0, 2012
 rushed for 300 yards: 374 at NC State, 2015
 rushed for 400 yards: 432 vs. Ohio University, 1993
 rushed for 500 yards: 555 vs. Virginia at Norfolk, 1943
 had less than 25 rushes: 24 at Georgia Tech, 2013
 had less than 50 yards rushing: 30 vs. NC State, 2014
 had less than 100 yards rushing: 30 vs. NC State, 2014
 attempted less than 10 passes: 9 vs. Southern California, 1993
 attempted 40 passes: 40 vs. Duke, 2015
 attempted 50 passes: 53 at NC State, 2003
 completed less than five passes: 4 vs. Ohio University, 1993; 4 vs. San Diego State, 1998 (Las Vegas Bowl)
 completed 25 passes: 28 vs. Duke, 2015
 completed 30 passes: 32 vs. Rutgers, 2014
 had less than 50 yards passing: 42 vs. Maryland, 2000
 passed for 300 yards: 537 vs. Duke, 2015
 passed for 400 yards: 537 vs. Duke, 2015
 passed for 500 yards: 537 vs. Duke, 2015 (UNC record)
 had less than 100 yards of total offense: 73 vs. Florida State, 1997
 had less than 200 yards of total offense: 165 vs. NC State, 2011
 had 500 yards of total offense: 553 at NC State, 2015
 had 600 yards of total offense: 704 vs. Duke, 2015
 had 700 yards of total offense: 704 vs. Duke, 2015
 had less than 10 first downs: 9 vs. Virginia, 2009
 had 30 first downs: 30 vs. Miami, 2015
 did not punt: vs. Delaware, 2015
 punted 10 times: 12 at Texas, 2001
 had nine turnovers: vs. Miami (Ohio), 2002
 had four turnovers: 4 vs. Liberty, 2014
 lost six fumbles: vs. Miami (Ohio), 2002
 threw five interceptions: 5 at Clemson, 1995
 was not penalized: vs. Wake Forest, 1969
 was penalized 10 times: 10 vs. Virginia Tech, 2014
 accumulated 100 yards of penalties: 130 vs. Clemson, 2014
 scored 50 points: 59 vs. Miami, 2015
 scored 60 points: 66 vs. Duke, 2015
 scored 80 points: 80 vs. Old Dominion, 2013 (UNC record)
 trailed after three quarters, but rallied to win: Trailing at Georgia Tech 28-24 but rallied to win 38-31, in 2015
 came from 10 points behind on the road to win: Trailing at Georgia Tech, 21-0, and rallied to win 38-31, in 2015
 had possession time of 40 minutes: 41:28 vs. Maryland, 1996
 scored four touchdowns in a quarter: 5 at NC State, 2015 (1st)
 ran 90 plays in a game: 93 vs. Liberty, 2014
 did not fumble: vs. Duke, 2015
 did not fumble and the opponent did not fumble: vs. Illinois, 2015
 had back-to-back games without a fumble: at Georgia Tech & vs. East Carolina, 2013
 recovered an onside kick: vs. Rutgers, 2014
 recovered two onside kicks: vs. Rutgers, 2014

The Last Time A Tar Heel ...

had 25 carries in a game: 27 by Giovani Bernard vs. Maryland, 2012
 had 30 carries in a game: 30 by Giovani Bernard vs. Duke, 2011
 ran for 100 yards: 220 by Elijah Hood & 100 by T.J. Logan at NC State, 2015
 ran for 150 yards: 220 by Elijah Hood at NC State, 2015
 ran for 200 yards: 220 by Elijah Hood at NC State, 2015
 had a 50-yard scoring run: 63 by T.J. Logan vs. Old Dominion, 2013
 had a 50-yard non-scoring run: 52 by Marquise Williams vs. Virginia, 2014
 had a 75-yard scoring run: 76 by Johnny White at Miami, 2010
 had an 80-yard scoring run: 90 by Curtis Johnson vs. Maryland, 1993
 had two players gain 100 yards rushing: Elijah Hood (220) and T.J. Logan (100) at NC State, 2015
 quarterback rushed for 100 yards: 101 by Marquise Williams vs. Miami, 2015
 wide receiver rushed for 100 yards: 106 by Brandon Tate vs. McNeese State, 2008
 rushed and passed for 100 yards: Marquise Williams vs. Miami, 2015 (105 passing, 101 rushing)
 attempted 40 passes: 40 by Marquise Williams vs. Pittsburgh, 2014
 attempted 45 passes: 47 by Marquise Williams vs. Georgia Tech, 2014
 completed 25 passes: 25 by Marquise Williams vs. Rutgers, 2014
 completed 30 passes: 38 by Marquise Williams vs. Georgia Tech, 2014 (UNC Record)
 passed for 300 yards: 494 by Marquise Williams vs. Duke, 2015
 passed for 400 yards: 494 by Marquise Williams vs. Duke, 2015 (UNC Record)
 threw three scoring passes: 3 by Marquise Williams vs. Clemson, 2015
 threw four scoring passes: 4 by Marquise Williams vs. Duke, 2015
 threw five scoring passes: 5 by Marquise Williams vs. Old Dominion, 2013 (ties UNC record)

player threw a 75-yard TD pass: 89 by Marquise Williams to Ryan Switzer vs. Duke, 2015
 quarterback came off the bench to lead team to win: Cameron Sexton at Miami, 2008, replaced starter Mike Paulus
 had 50 plays, running and passing: 50 by Marquise Williams vs. Clemson, 2015 (33 pass attempts, 17 rushes)
 caught 10 passes: 16 by Quinshad Davis at Virginia, 2012
 caught 15 passes: 16 by Quinshad Davis at Virginia, 2012
 had 100 yards receiving: 165 by Mack Hollins and 107 by Ryan Switzer vs. Duke, 2015
 had 150 yards receiving: 165 by Mack Hollins vs. Duke, 2015
 had 200 yards receiving: 233 by Dwight Jones at Florida State, 2010
 had two players gain 100 yards receiving: Mack Hollins (165) & Ryan Switzer (107) vs. Duke, 2015
 had 300 yards of total offense: 524 by Marquise Williams vs. Duke, 2015
 had 400 yards of total offense: 524 by Marquise Williams vs. Duke, 2015
 had 500 yards of total offense: 524 by Marquise Williams vs. Duke, 2015
 scored three touchdowns: 3 by Elijah Hood vs. Duke, 2015
 scored four touchdowns: 4 by Hakeem Nicks vs. Boston College, 2008
 scored three touchdowns of 25 yards or more: 3 by Hakeem Nicks vs. Boston College, 2008
 ran for three touchdowns: 3 by Marquise Williams vs. Miami, 2015
 ran for four touchdowns: 4 by Leon Johnson vs. UTEP, 1993
 accounted for five touchdowns: 5 by Marquise Williams vs. Duke, 2015
 caught three touchdown passes: 3 by Mack Hollins vs. Wake Forest, 2015
 caught four touchdown passes: 4 by Chesley Borders at Arizona State, 2002 (UNC record)
 caught three touchdown passes in a quarter: 3 by Hakeem Nicks vs. Boston College, 2nd quarter, 2008
 scored a touchdown in the final minute of regulation to win: T.J. Logan, 1-yard run, vs. Pittsburgh, 2014
 a non-quarterback completed a pass: Quinshad Davis to Marquise Williams; Ryan Switzer to Quinshad Davis at Georgia Tech, 2015
 a non-quarterback threw a touchdown pass: Quinshad Davis to Marquise Williams for 37 yards at Georgia Tech, 2015
 a non-quarterback threw a touchdown pass to a quarterback: Quinshad Davis to Marquise Williams for 37 yards at Georgia Tech, 2015
 returned a kickoff for a touchdown: T.J. Logan, 78 yards vs. Cincinnati, 2013
 returned the opening kickoff for a touchdown: Wallace Wright, 90 yards vs. Boston College, 2005
 returned a punt for a touchdown: Ryan Switzer vs. Miami, 78 yards, 2015
 returned two punts for touchdowns: Ryan Switzer at Pittsburgh, 65 yards and 61 yards, 2013
 returned an interception for a touchdown: Jeff Schoettmer for 29 yards at Notre Dame, 2014
 returned a fumble for a touchdown: Tim Scott for 10 yards at Duke, 2014
 recovered a fumble in the end zone for a touchdown: Jason Brown vs. Texas, 2002
 offensive lineman scored a touchdown: Jason Brown vs. Texas, 2002
 blocked a punt: Bug Howard vs. Virginia Tech, 2015
 blocked 2 punts in a game: Bruce Carter vs. Connecticut, 2008
 blocked 3 punts in a game: Bruce Carter vs. Connecticut, 2008
 blocked a punt for a touchdown: Bruce Carter blocked a Desi Cullen punt and Matt Merletti recovered the ball in the end zone for a touchdown vs. Connecticut, 2008
 blocked a field goal: Mikey Bart at Pittsburgh, 2015
 blocked an extra point attempt: Donte Paige-Moss vs. Tennessee, 2010
 had a 60-yard punt: 76 by Tommy Hibbard vs. Boston College, 2013
 had a 70-yard punt: 76 by Tommy Hibbard vs. Boston College, 2013
 had an 80-yard punt: 83 by Scott McAlister at Georgia Tech, 1989
 kicked a 50-yard field goal: Connor Barth, 51 yards vs. Miami, 2007
 kicked six field goals: 6 by Josh McGee vs. Duke, 1999
 kicked a game-winning field goal: Casey Barth, 23 yards, vs. Tennessee, 2010
 scored a two-point conversion: Brandon Fritts pass from Joey Mangili vs. Wake Forest, 2015
 had two interceptions: Malik Simmons vs. Virginia, 2015
 had three interceptions: Dre' Bly vs. Georgia Tech, 1996
 had two interceptions in the fourth quarter: Trimane Goddard at Miami, 2008
 defensive lineman scored a touchdown: tackle Cam Thomas returned a fumble 20 yards for a touchdown at Boston College, 2009
 had 20 or more tackles: 23 by Durell Mapp, at NC State, 2007
 had four sacks: Julius Peppers vs. Virginia, 2000
 scored a safety: sack by Kareem Martin & Brandon Ellerbe in the end zone vs. Cincinnati
 returned a blocked extra point for two points: Lionell Green vs. Wake Forest, 2003 (only time it has happened in school history)
 ran for a touchdown, caught a touchdown, and threw a touchdown pass in the same game: Marquise Williams at Notre Dame, 2014

THE LAST TIME...

The Last Time The Opponents ...

shut out UNC: NC State, 13-0, 2011
rushed for 300 yards: 319 by Clemson, 2015
rushed for 400 yards: 406 by Oklahoma, 1987
rushed for 500 yards: never accomplished
had less than 25 rushes: 25 by Virginia Tech, 2012
had less than 50 yards rushing: 46 by Pittsburgh, 2013
had less than 100 yards rushing: 99 by Miami, 2015
attempted less than 10 passes: 4 by Georgia Tech, 2010
attempted 40 passes: 42 by Clemson, 2015
attempted 50 passes: 51 by East Carolina, 2014
completed less than five passes: 4 by Delaware, 2015
completed 25 passes: 27 by Pittsburgh, 2015
completed 30 passes: 32 by East Carolina, 2014
had less than 50 yards passing: 24 by Delaware, 2015
passed for 300 yards: 326 by Miami, 2015
passed for 400 yards: 436 by Clemson, 2014
had less than 100 yards of total offense: 91 by Clemson, 1996
had less than 200 yards of total offense: 189 by Idaho, 2012
had 500 yards of total offense: 608 by Clemson, 2015
had 600 yards of total offense: 608 by Clemson, 2015
had less than 10 first downs: 9 by Idaho, 2012; 9 by Virginia Tech, 2006
had 30 first downs: 33 by Clemson, 2015
did not punt: at Clemson, 1988
punted 10 times: 10 by Old Dominion, 2013
had five turnovers: 5 by Virginia, 2015
had six turnovers: 6 by Liberty, 20014
had seven turnovers: 7 by Pittsburgh, 1979
lost five fumbles: 5 by Virginia, 1972
threw five interceptions: 5 by Virginia, 2010
was not penalized: at NC State, 1987
was penalized 10 times: 11 by Clemson, 2015
accumulated 100 yards of penalties: 103 by Miami, 2015
scored 50 points: 50 by Notre Dame, 2014
scored 60 points: 70 by East Carolina, 2014 (Record against UNC)
trailed after three quarters, but rallied to win: South Carolina trailed 13-10, but scored one touchdown in the fourth quarter to win 13-17, 2015
had possession time of 40 minutes: 41:03 by Virginia Tech, 2014
ran 90 plays: 98 by Clemson, 2015
ran 100 plays: 101 by East Carolina, 2013 (record against UNC)
did not fumble: NC State, 2015
scored four touchdowns in a quarter: 4 by East Carolina (2nd), 2014

The Last Time An Opponent ...

had 25 carries in a game: 28 by Wayne Gallman of Clemson, 2015
had 30 carries in a game: 30 by James Conner of Pittsburgh, 2014
had 35 carries in a game: 35 by Vintavious Cooper of East Carolina, 2013
ran for at least 100 yards: 187 by Wayne Gallman and 131 by Deshaun Watson of Clemson, 2015
ran for at least 150 yards: 187 by Wayne Gallman of Clemson, 2015
ran for 200 yards: 202 by Josh Hicks of Rutgers, 2014
had a 50-yard scoring run: 52 by Jela Duncan and 53 by Thomas Sirk of Duke, 2015
had a 50-yard non-scoring run: 53 by Daniel Hamm of Virginia, 2015
had a 75-yard scoring run: 90 by Duke Johnson of Miami, 2014
had an 80-yard scoring run: 90 by Duke Johnson of Miami 2014
two players gained 100 yards rushing: 187 by Wayne Gallman and 131 by Deshaun Watson of Clemson, 2015
quarterback rushed for 100 yards: 131 by Deshaun Watson of Clemson, 2015
rushed and passed for 100 yards: Deshaun Watson of Clemson (131 rushing, 289 passing), 2015
attempted 40 passes: 42 by Deshaun Watson of Clemson, 2015
attempted 50 passes: 52 by Mike Glennon of NC State, 2012
completed 25 passes: 26 by Deshaun Watson of Clemson, 2015
completed 30 passes: 30 by Shane Carden of East Carolina, 2014
completed 40 passes: 41 by Dominique Davis of East Carolina, 2011
passed for 300 yards: 326 by Brad Kaaya of Miami, 2015
passed for 400 yards: 435 by Deshaun Watson of Clemson 2014
threw at least three scoring passes: 3 by Deshaun Watson of Clemson, 2015
threw at least four scoring passes: 6 by Deshaun Watson of Clemson, 2014
player threw a 75-yard TD pass: 83 yards by Mike Glennon to Tobias Palmer of NC State, 2012
had 50 plays, running and passing: 66 by Deshaun Watson of Clemson (24 rushing, 42 passing), 2015
caught 10 passes: 10 by Tyler Boyd of Pittsburgh, 2015
had 100 yards receiving: 155 by Isaiah Ford of Virginia Tech, 2015
had 150 yards receiving: 155 by Isaiah Ford of Virginia Tech, 2015
had 200 yards receiving: 217 by Jerricho Cotchery at NC State, 2003
had 300 yards of total offense: 420 by Deshaun Watson of Clemson, 2015
had 400 yards of total offense: 420 by Deshaun Watson of Clemson, 2015
scored four touchdowns: 4 by James Davis at Clemson, 2006
ran for four touchdowns: 4 by James Davis at Clemson, 2006
caught three touchdown passes: 3 by Tielor Robinson at Duke, 2006
returned a kickoff for a touchdown: DeVon Edwards of Duke, 99 yards, 2013
returned a punt for a touchdown: T.J. Graham, 87 yards, NC State, 2010
returned an interception for a TD: Kendall Fuller, 47 yards, Virginia Tech, 2014
returned a fumble for a touchdown: Jacob Hagen, 27 yards, Liberty, 2014
recovered a fumble in the end zone for a touchdown: Bryan Ray at Wake Forest (recovered a fumble by Ronald Curry), 2000
blocked a punt: Quintin Wirginis of Pittsburgh, 2015
blocked a punt for a touchdown: Alphonso Smith of Wake Forest blocked David Wooldridge's punt and returned it 16 yards for a touchdown, 2006
blocked a field goal: Artie Burns of Miami, 2013
blocked a field goal for a touchdown: Artie Burns of Miami blocked a Thomas Moore field goal attempt and Ladarius Gunter returned it 67 yards for a touchdown, 2013
had a 60-yard punt: 60 by AJ Cole of NC State, 2015
had a 70-yard punt: 77 by Durant Brooks of Georgia Tech, 2007
scored a safety: Shaq Lawson of Clemson, 2014
kicked a 50-yard field goal: 50 by San San Te of Rutgers, 2011
kicked four field goals: 4 by Niklas Sade of NC State, 2013
kicked five field goals: 5 by Chris Hazley of Virginia Tech, 2010
scored a two-point conversion: Chase Hill 8-yard pass from Mike Paulus of William & Mary, 2010
had two interceptions: 2 by Skai Moore of South Carolina, 2015

GAME-BY-GAME STATISTICS/RED ZONE/DRIVE ANALYSIS

Carolina	Rushing Att/Yds/TD	Passing C-Att-I/Yds/TD	Total Offense Plays-Yds	First Downs Tot/Run-Pass-Pen	Fumbles No.-Lost	Sack By- Yards Lost
vs. South Carolina	33/208/0	19-31-3/232/1	64-440	20/8-11-1	0-0	1-2
North Carolina A&T	44/215/4	20-27-0/248/3	71-463	24/10-14-0	1-0	1-1
Illinois	37/254/2	19-26-1/217/3	63-471	23/10-10-3	0-0	0-0
Delaware	35/191/1	23-33-0/377/4	68-568	29/11-14-4	6-1	0-0
at Georgia Tech	31/231/4	15-26-0/182/1	57-413	21/11-8-2	1-0	0-0
Wake Forest	33/212/4	18-26-2/326/3	59-538	22/10-11-1	0-0	2-26
Virginia	38/196/3	21-26-1/226/0	64-422	24/11-12-1	3-1	2-14
at Pittsburgh	35/174/0	14-23-0/270/2	58-444	17/8-8-1	2-0	5-23
Duke	40/167/5	28-40-0/537/4	80-704	29/9-17-3	0-0	1-5
Miami	46/298/6	16-22-0/189/1	68-487	30/15-10-5	1-0	2-22
at Virginia Tech	47/240/3	13-26-0/205/1	73-445	22/12-9-1	6-3	5-22
at NC State	41/374/4	20-31-1/179-2	72-553	25/14-9-2	3-2	4-17
Clemson	32/142/2	12-35-1/240-3	67-382	21/7-10-4	2-1	0-0

Opponents	Rushing Att/Yds/TD	Passing C-Att-I/Yds/TD	Total Offense Plays-Yds	First Downs Tot/Run-Pass-Pen	Fumbles No.-Lost	Sack By- Yards Lost
vs. South Carolina	47/254/1	12-27-0/140/1	74-394	22/15-7-0	2-0	4-17
North Carolina A&T	41/155/1	9-22-2/118/1	63-273	18/10-6-2	1-1	0-0
Illinois	45/227/2	19-38-1/172/0	83-399	22/10-10-2	0-0	0-0
Delaware	49/279/2	4-10-1/24/0	59-303	15/15-0-0	1-0	1-11
at Georgia Tech	59/255/3	12-21-1/162/1	80-417	27/17-8-2	4-1	1-2
Wake Forest	43/113/0	20-30-0/197/2	73-310	16/6-9-1	1-1	2-20
Virginia	39/205/0	17-30-4/148/1	69-353	23/7-10-6	1-1	1-9
at Pittsburgh	37/153/1	27-42-0/262/1	79-415	25/10-13-2	1-1	0-0
Duke	44/327/3	20-40-2/206/1	84-533	30/15-13-2	1-1	0-0
Miami	32/99/2	24-43-1/326/1	75-425	25/6-17-2	2-2	2-13
at Virginia Tech	47/130/1	20-35-2/273/2	82-403	22/7-13-2	1-1	1-15
at NC State	52/308/2	17-37-1/206/2	89-514	28/18-9-1	0-0	0-0
Clemson	56/319/3	26-42-1/289/3	98-608	33/18-13-2	2-0	2-16

CAROLINA IN THE RED ZONE (on or inside the opponent 20-yard line)

Opponent	No.	Times Scored	TD (Run/Pass)	FG	Missed FG	Lost Fumble	Interception	Downs	End of Half/Game
vs. South Carolina	3	1	0	1	0	0	2	0	0
North Carolina A&T	6	5	5 (3/2)	0	0	0	0	0	1
Illinois	4	4	3 (1/2)	1	0	0	0	0	0
Delaware	5	4	2 (1/1)	2	1	0	0	0	0
at Georgia Tech	4	4	3 (3/0)	1	0	0	0	0	0
Wake Forest	4	4	4 (3/1)	0	0	0	0	0	0
Virginia	5	5	3 (3/0)	2	0	0	0	0	0
at Pittsburgh	3	3	0 (0/0)	3	0	0	0	0	0
Duke	8	7	6 (5/1)	1	0	0	0	1	0
Miami	8	8	7 (6/1)	1	0	0	0	0	0
at Virginia Tech	5	5	4 (3/1)	1	0	0	0	0	0
at NC State	5	4	3 (2/1)	1	0	0	1	0	0
Clemson	6	5	4 (2/2)	1	0	0	1	0	0
Totals	66	59	44 (32/12)	15	1	0	4	1	1
Opponents	49	41	31 (18/13)	10	1	0	1	4	2

DRIVE ANALYSIS		
	UNC	Opponent
Drives Started	168	166
Scoring Drives	87	49
Shortest Scoring Drive - plays	1 at Georgia Tech, vs. Duke, Miami, Clemson	2 Delaware, Duke, Clemson
Longest Scoring Drive - plays	13 vs. Virginia, Duke	17 Illinois
Shortest Scoring Drive - yards	2 vs. N.C. A&T	2 Virginia Tech (OT)
Longest Scoring Drive - yards	93 vs. Virginia	97 NC State, Clemson
Shortest Scoring Drive - Time	0:07 vs. Miami	0:30 Duke
Longest Scoring Drive - Time	5:58 vs. Virginia	8:19 Pittsburgh

INDIVIDUAL GAME-BY-GAME STATISTICS

RUSHING GAME-BY-GAME (Attempts/Yards/Touchdowns)

Name	SC	NCAT	ILL	DEL	GT	WF	UVA	PITT	DUKE	MIAMI	VT	NCSU	CU
Brunson	-	4/10/0	-	-	-	-	-	-	-	4/10/1	-	1/5/0	-
M. Williams	10/26/0	4/53/1	9/105/0	6/31/1	15/148/2	12/59/1	12/71/0	9/52/0	7/30/1	12/101/3	18/74/1	10/53/0	14/81/1
Logan	7/37/0	4/5/0	6/19/0	5/27/0	1/16/0	7/17/1	3/26/1	4/27/0	3/20/0	4/25/1	10/55/0	6/100/2	1/-/4/0
Hood	12/138/0	16/56/2	16/129/1	14/61/0	12/60/2	8/101/1	21/101/2	20/98/0	17/69/3	17/132/1	17/115/2	21/220/2	14/65/1
Morris	2/20/0	1/2/0	1/7/1	-	1/7/0	-	-	-	1/2/0	3/13/0	-	-	-
Francis	-	5/14/0	-	-	-	4/23/0	-	-	-	2/0/0	-	-	-
Trubisky	-	3/33/1	-	6/39/0	1/2/0	2/12/1	-	-	1/2/1	3/13/0	-	-	-
T. Williams	1/4/0	4/19/0	1/1/0	1/4/0	1/-/2/0	-	-	-	10/31/0	-	-	-	-
Switzer	-	-	1/-/8/0	-	-	-	-	-	1/13/0	1/4/0	1/1/0	-	-
Proehl	-	-	1/4/0	-	-	-	-	-	-	-	-	-	-
Henderson	-	2/24/0	-	3/29/0	-	-	-	-	-	-	-	-	-

SEASON & CAREER, MOST RUSHING YARDS

Player	2015	Career	2015	Career
Brunson	10 vs. N.C. A&T, Miami	54 vs. ODU, 2013, and Liberty (2014)	11 vs. N.C. A&T	29 vs. Old Dominion, 2013
M. Williams	148 at Georgia Tech	148 at Georgia Tech, 2015	46 vs. Miami	52 at Virginia, 2014
Logan	100 at NC State	137 vs. Old Dominion, 2013	42 at NC State	63 vs. Old Dominion, 2013
Hood	220 at NC State	220 at NC State, 2015	44 vs. South Carolina	44 vs. South Carolina, 2015
Morris	20 vs. South Carolina	95 at Duke, 2014	15 vs. South Carolina	41 vs. Virginia, 2013
Francis	23 vs. Wake Forest	42 vs. Middle Tennessee, 2013	16 vs. Wake Forest	28 vs. Old Dominion, 2013
Trubisky	39 vs. Delaware	39 vs. Delaware, 2015	35 vs. N.C. A&T	35 vs. N.C. A&T, 2015
T. Williams	31 vs. Duke	31 vs. Duke, 2015	8 vs. N.C. A&T, Duke	8 vs. N.C. A&T, Duke, 2015
Switzer	13 vs. Duke	15 vs. Duke, 2013	13 vs. Duke	13 vs. Virginia, 2014 Duke, 2015
Proehl	4 vs. Illinois	4 vs. Illinois, 2015	4 vs. Illinois	4 vs. Illinois, 2015
Henderson	29 vs. Delaware	29 vs. Delaware, 2015	21 vs. Delaware	21 vs. Delaware, 2015

PASSING GAME-BY-GAME (Completions-Attempts-Interceptions/Yards-Touchdowns-Long Play)

Opponent	Williams	Trubisky	Henderson
South Carolina	19-31-3/232-1-40	-	-
North Carolina A&T	15-20-0/211-2-47	5-7-0/37-1-14	-
Illinois	17-24-1/203-3-34	2-2-0/14-0-8	-
Delaware	6-12-0/65-0-29	17-20-0/312-4-64	0-1-0/0-0-0
Georgia Tech	13-24-0/134-0-26	-	-
Wake Forest	14-20-2/282-3-61	4-6-0/44-0-18	-
Virginia	21-26-1/226-0-36	-	-
Pittsburgh	14-23-0/270-2-71	-	-
Duke	23-35-0/494-4-89	5-5-0/43-0-20	-
Miami	11-16-0/105-1-32	5-5-0/84-0-47	-
Virginia Tech	13-26-0/205-1-32	-	-
NC State	19-39-1/174-1-53	1-1-0/5-1-5	-
Clemson	11-33-1/224-3-46	1-1-0/16-0-16	-

SEASON AND CAREER, MOST PASSING YARDS

Player	2015	Career	2015	Career
Williams	494 vs. Duke	494 vs. Duke, 2015	89 vs. Duke	91 vs. Duke, San Diego State, 2014
Trubisky	312 vs. Delaware	312 vs. Delaware, 2015	64 vs. Delaware	64 vs. Delaware, 2015
Switzer	11 at Georgia Tech	35 vs. East Carolina, 2014	11 at Georgia Tech	35 vs. East Carolina, 2014
Davis	37 at Georgia Tech	37 at Georgia Tech, 2015	37 at Georgia Tech	37 at Georgia Tech, 2015

SEASON & CAREER, LONGEST PASS

Player	2015	Career
Williams	89 vs. Duke	91 vs. Duke, San Diego State, 2014
Trubisky	64 vs. Delaware	64 vs. Delaware, 2015
Switzer	11 at Georgia Tech	35 vs. East Carolina, 2014
Davis	37 at Georgia Tech	37 at Georgia Tech, 2015

RECEIVING GAME-BY-GAME (Receptions/Yards/Touchdowns)

Name	SC	NCAT	ILL	DEL	GT	WF	UVA	PITT	DUKE	MIAMI	VT	NCSU	CU
Switzer	6/57/0	3/46/0	3/50/1	5/89/1	2/23/0	-	6/37/0	5/126/1	5/107/1	1/4/0	4/46/0	8/38/0	3/41/2
Howard	6/114/1	2/37/0	1/27/0	3/52/1	1/6/0	4/45/0	2/43/0	-	3/83/1	-	-	3/28/0	1/11/0
Q. Davis	4/52/0	4/40/0	5/56/1	5/83/0	3/36/0	3/21/0	6/40/0	3/24/0	3/45/1	3/33/0	3/42/1	4/33/1	3/73/0
Hollins	1/6/0	2/26/0	-	3/100/2	2/34/0	3/101/3	3/38/0	2/81/1	5/165/1	1/32/0	1/20/0	3/65/1	2/41/0
Singleton	1/3/0	2/57/1	-	2/14/0	1/5/0	-	1/16/0	1/23/0	1/4/0	1/2/0	-	-	-
T. Williams	1/0/0	-	-	-	-	-	-	-	-	-	-	-	-
Logan	-	-	1/8/0	-	-	1/18/0	1/21/0	2/10/0	2/43/0	2/3/0	1/2/0	-	1/46/1
Proehl	-	1/13/0	4/39/1	-	2/33/0	2/94/0	-	2/14/0	-	1/32/0	-	-	-
Washington	-	1/13/0	-	1/9/0	-	2/21/0	1/27/0	-	-	2/22/0	-	-	-
Fiulleteau	-	-	1/6/0	-	-	-	-	-	1/20/0	4/74/0	-	-	-
Hood	-	1/5/0	3/11/0	1/14/0	-	2/19/0	-	1/6/0	1/4/0	-	-	1/4/0	1/1/0
Morris	-	-	1/20/0	2/5/0	3/8/0	-	1/4/0	-	1/6/0	-	-	-	-
Francis	-	-	-	-	-	-	-	-	-	-	-	-	-
Brunson	-	1/0/0	-	-	-	-	-	-	-	-	-	-	-
Fritts	-	3/11/2	-	1/11/0	-	1/5/0	-	-	2/37/0	2/19/1	3/63/0	1/11/0	1/27/0
Stogner	-	-	-	-	-	-	-	-	2/9/0	-	-	-	-
M. Williams	-	-	-	-	1/37/1	-	-	-	-	-	-	-	-

SEASON AND CAREER, MOST RECEIVING YARDS

Player	2015	Career	2015	Career
Switzer	126 at Pittsburgh	136 vs. Georgia Tech, 2014	89 vs. Duke	89 vs. Duke, 2015
Howard	114 vs. South Carolina	114 vs. South Carolina, 2015	49 vs. Duke	49 vs. Duke, 2015
Q. Davis	83 vs. Delaware	178 at Virginia, 2012	40 vs. Clemson	59 at NC State, 2013
Hollins	165 vs. Duke	165 vs. Duke, 2015	74 vs. Duke	91 vs. San Diego State, 2014
Singleton	57 vs. N.C. A&T	57 vs. N.C. A&T, 2015	47 vs. N.C. A&T	47 vs. N.C. A&T, 2015
Logan	46 vs. Clemson	51 vs. Boston College, 2013	49 vs. Duke	49 vs. Duke, 2015
Proehl	94 vs. Wake Forest	94 vs. Wake Forest, 2015	61 vs. Wake Forest	61 vs. Wake Forest, 2015
Washington	27 vs. Virginia	27 at Miami, 2014; vs. Virginia, 2015	27 vs. Virginia	27 at Miami, 2014; vs. Virginia, 2015
Fiulleteau	74 vs. Miami	74 vs. Miami, 2015	47 vs. Miami	47 vs. Miami, 2015
Hood	19 vs. Wake Forest	19 vs. Wake Forest, 2015	14 vs. Delaware	14 vs. Delaware, 2015
Morris	20 vs. Illinois	59 at Notre Dame, 2014	20 vs. Illinois	26 at Notre Dame, 2014
Francis	-	14 vs. Georgia Tech, 2014	-	9 vs. Georgia Tech, 2014
Brunson	-	-	-	-
Fritts	63 at Virginia Tech	63 at Virginia Tech, 2015	36 vs. Duke	36 vs. Duke, 2015
Stogner	9 vs. Duke	9 vs. Duke, 2015	6 vs. Duke	6 vs. Duke, 2015

TEAM GAME-BY-GAME STATISTICS

Opponent Date Location	SOUTH CAROLINA SEPT. 3 CHARLOTTE, N.C.		NC A&T SEPT. 12 HOME		ILLINOIS SEPT. 19 HOME		DELAWARE SEPT. 26 HOME		GEORGIA TECH OCT. 3 AWAY		WAKE FOREST OCT. 17 HOME	
	SC	UNC	NCAT	UNC	ILL	UNC	DEL	UNC	UNC	GT	WF	UNC
Score	17	13	14	53	14	48	14	41	38	31	14	50
First Downs	22	20	18	24	22	23	15	29	21	27	16	22
by rush	15	8	10	10	10	10	15	11	11	17	6	10
by pass	7	11	6	14	10	10	0	14	8	8	9	11
by penalty	0	1	2	0	2	3	0	4	2	2	1	1
Total Offensive Plays	74	63	63	71	83	37	59	68	57	80	73	59
Total Yards Gained	394	440	273	463	399	471	303	568	413	417	310	538
Average Yards/Play	5.3	7.0	4.3	6.5	4.8	7.5	5.1	8.4	7.2	5.2	4.2	9.1
Plays Rushing	47	32	41	44	45	37	49	35	31	59	43	33
Yards Rushing	254	208	155	215	227	254	279	191	231	255	113	212
Rushing Touchdowns	1	0	1	4	2	2	2	1	4	3	0	4
Yards Passing	140	232	118	248	172	217	24	377	182	162	197	326
Pass Attempts	27	31	22	27	38	26	10	33	26	21	30	26
Pass Completions	12	19	9	20	19	19	4	23	15	12	20	18
Passes Had Intercepted	0	3	2	0	1	1	1	0	0	1	0	2
Passing Touchdowns	1	1	1	3	0	3	0	4	1	1	2	3
Kickoff Return Yards	24	0	71	75	85	36	122	29	21	52	63	47
Punt Return Yards	0	-1	0	16	0	168	0	17	0	0	0	1
Punts-Average	5-46.2	3-31.0	7-35.9	3-40.7	7-39.9	3-31.3	5-42.8	0-0	3-27.3	1-23	6-41.5	3-50
Fumbles-Lost	2-0	0-0	1-1	1-0	0-0	0-0	0-0	6-1	1-0	4-1	1-1	0-0
Penalties-Yards	8-60	6-30	2-10	5-50	8-75	6-51	5-60	2-20	6-42	4-39	3-24	6-44
3rd Down Conversions	7 of 15	5 of 13	7 of 15	8 of 13	9 of 20	4 of 10	2 of 11	10 of 13	2 of 8	5 of 13	8 of 18	5 of 10
4th Down Conversions	1 of 2	0 of 2	0 of 1	1 of 1	2 of 3	0 of 0	2 of 3	0 of 0	1 of 1	3 of 5	0 of 2	1 of 2
Possession Time	35:38	24:22	29:38	30:22	35:47	24:13	34:18	25:42	21:15	38:45	37:00	23:00

Opponent Date Location	VIRGINIA OCT. 24 HOME		PITTSBURGH OCT. 29 AWAY		DUKE NOV. 7 HOME		MIAMI NOV. 14 HOME		VIRGINIA TECH NOV. 21 AWAY		NC STATE NOV. 28 AWAY		CLEMSON DEC. 5 CHARLOTTE, N.C.	
	UVA	UNC	UNC	PITT	DU	UNC	MIA	UNC	UNC	VT	UNC	NCSU	UNC	CU
Score	13	26	26	19	31	66	21	59	30	27	45	34	37	45
First Downs	23	24	17	25	30	29	25	30	22	22	25	28	21	33
by rush	7	11	8	10	15	9	6	15	12	7	14	18	7	18
by pass	10	12	8	13	13	17	17	10	9	13	9	9	10	13
by penalty	6	1	1	2	2	3	2	5	1	2	2	1	4	2
Total Offensive Plays	69	64	58	79	84	80	75	68	73	82	72	89	67	98
Total Yards Gained	353	422	444	415	533	704	425	487	445	403	553	514	382	608
Average Yards/Play	5.1	6.6	7.7	5.3	6.3	8.8	5.7	7.2	6.1	4.9	7.7	5.8	5.7	6.2
Plays Rushing	39	38	35	37	44	40	32	46	47	47	41	52	32	56
Yards Rushing	205	196	174	153	327	167	99	298	240	130	374	308	142	319
Rushing Touchdowns	0	3	0	1	3	5	2	6	3	1	4	2	2	3
Yards Passing	148	226	270	262	206	537	326	189	205	273	179	206	240	289
Pass Attempts	30	26	23	42	40	40	43	22	26	35	31	37	35	42
Pass Completions	17	21	14	27	20	28	24	16	13	20	20	17	12	26
Passes Had Intercepted	4	1	0	0	2	0	1	0	0	2	1	1	1	1
Passing Touchdowns	1	0	2	1	1	4	1	1	1	2	2	2	3	3
Kickoff Return Yards	14	58	39	40	64	0	56	92	0	81	72	66	110	66
Punt Return Yards	0	1	-2	16	0	0	5	78	-4	24	0	0	29	-1
Punts-Average	3-42.3	3-36	4-31.8	4-45	4-44.2	2-45.5	6-40.8	3-41.7	8-40.1	6-34.0	1-33.0	4-43.5	6-41.5	5-39.8
Fumbles-Lost	1-1	3-1	2-0	1-1	1-1	0-0	2-2	1-0	6-3	1-1	3-2	0-0	2-1	2-0
Penalties-Yards	10-62	13-135	3-15	6-55	8-72	5-39	12-103	5-56	9-60	6-54	3-30	7-72	6-44	11-80
3rd Down Conversions	5 of 14	2 of 8	5 of 13	8 of 17	6 of 13	7 of 13	5 of 15	7 of 11	4 of 14	6 of 17	7 of 11	12 of 21	5 of 14	9 of 18
4th Down Conversions	0 of 1	0 of 0	0 of 0	2 of 2	2 of 2	2 of 3	3 of 3	0 of 0	1 of 1	2 of 2	0 of 0	2 of 3	1 of 2	1 of 2
Possession Time	33:57	26:03	24:45	35:15	29:37	30:23	30:44	29:16	26:34	33:26	24:00	36:00	21:04	38:56

ACC

GAME-BY-GAME STARTERS

SEPT. 3 vs. SOUTH CAROLINA OFFENSE

LT Bentley Spain
 LG Caleb Peterson
 C Lucas Crowley
 RG Landon Turner
 RT Jon Heck
 TE Kendrick Singleton
 QB Marquise Williams
 TB Elijah Hood
 WR Bug Howard
 WR Ryan Switzer
 WR Quinshad Davis

DEFENSE

DE Junior Gnonkonde
 DT Jeremiah Clarke
 DT Nazair Jones
 DE Mikey Bart
 WLB Shakeel Rashad
 MLB Jeff Schoettmer
 NB Brian Walker
 CB M.J. Stewart
 FS Sam Smiley
 SS Donnie Miles
 CB Des Lawrence

SEPT. 12 vs. N.C. A&T OFFENSE

LT Bentley Spain
 LG Caleb Peterson
 C Lucas Crowley
 RG Landon Turner
 RT Jon Heck
 QB Marquise Williams
 TB Elijah Hood
 TB T.J. Logan
 TB Romar Morris
 WR Bug Howard
 WR Quinshad Davis

DEFENSE

DE Dajuan Drennon
 DT Nazair Jones
 DT Justin Thomason
 DE Mikey Bart
 WLB Shakeel Rashad
 MLB Jeff Schoettmer
 SLB Cayson Collins
 CB M.J. Stewart
 FS Sam Smiley
 SS Donnie Miles
 CB Des Lawrence

SEPT. 19 vs. Illinois OFFENSE

LT John Ferranto
 LG Caleb Peterson
 C Lucas Crowley
 RG Landon Turner
 RT Jon Heck
 TE Caleb Samuel
 QB Marquise Williams
 TB Elijah Hood
 WR Bug Howard
 WR Quinshad Davis
 FB Ian Dibble

DEFENSE

DE Dajuan Drennon
 DT Justin Thomason
 DT Nazair Jones
 DE Mikey Bart
 WLB Shakeel Rashad
 MLB Jeff Schoettmer
 NB Brian Walker
 CB M.J. Stewart
 FS Sam Smiley
 SS Donnie Miles
 CB Des Lawrence

SEPT. 26 vs. Delaware OFFENSE

LT John Ferranto
 LG Caleb Peterson
 C Lucas Crowley
 RG Landon Turner
 RT Jon Heck
 TE Kendrick Singleton
 QB Marquise Williams
 TB Elijah Hood
 WR Bug Howard
 WR Quinshad Davis
 WR Ryan Switzer

DEFENSE

DE Dajaan Drennon
 DT Justin Thomason
 DT Nazair Jones
 DE Mikey Bart
 SLB Shakeel Rashad
 MLB Jeff Schoettmer
 NB Brian Walker
 CB M.J. Stewart
 FS Sam Smiley
 SS Donnie Miles
 CB Des Lawrence

OCT. 3 at Georgia Tech OFFENSE

LT Bentley Spain
 LG Caleb Peterson
 C Lucas Crowley
 RG Landon Turner
 RT Jon Heck
 TE Kendrick Singleton
 QB Marquise Williams
 TB Elijah Hood
 WR Bug Howard
 WR Quinshad Davis
 WR Ryan Switzer

DEFENSE

DE Dajaan Drennon
 DT Justin Thomason
 DT Nazair Jones
 DE Mikey Bart
 SLB Shakeel Rashad
 MLB Jeff Schoettmer
 WLB Cayson Collins
 CB M.J. Stewart
 FS Sam Smiley
 SS Donnie Miles
 CB Des Lawrence

OCT. 17 vs. Wake Forest OFFENSE

LT John Ferranto
 LG Caleb Peterson
 C Lucas Crowley
 RG Landon Turner
 RT Jon Heck
 TE Kendrick Singleton
 QB Marquise Williams
 TB Elijah Hood
 TB Romar Morris
 WR Bug Howard
 WR Quinshad Davis

DEFENSE

DE Dajaan Drennon
 DT Robert Dinkins
 DT Jeremiah Clarke
 DE Mikey Bart
 SLB Shakeel Rashad
 MLB Jeff Schoettmer
 NB Brian Walker
 CB Malik Simmons
 FS Sam Smiley
 SS Donnie Miles
 CB Des Lawrence

OCT. 24 vs. Virginia OFFENSE

LT John Ferranto
 LG Caleb Peterson
 C Lucas Crowley
 RG Landon Turner
 RT Jon Heck
 TE Kendrick Singleton
 QB Marquise Williams
 TB Elijah Hood
 WR Ryan Switzer
 WR Bug Howard
 WR Quinshad Davis

DEFENSE

DE Dajaan Drennon
 DT Robert Dinkins
 DT Justin Thomason
 DE Mikey Bart
 WLB Andre Smith
 SLB Shakeel Rashad
 MLB Jeff Schoettmer
 CB Malik Simmons
 FS Sam Smiley
 SS Donnie Miles
 CB Des Lawrence

OCT. 29 at Pittsburgh OFFENSE

LT Bentley Spain
 LG Caleb Peterson
 C Lucas Crowley
 RG Landon Turner
 RT Jon Heck
 TE Kendrick Singleton
 QB Marquise Williams
 TB Elijah Hood
 WR Ryan Switzer
 WR Bug Howard
 WR Quinshad Davis

DEFENSE

DE Junior Gnonkonde
 DT Robert Dinkins
 DT Justin Thomason
 DE Mikey Bart
 SLB Andre Smith
 SLB Shakeel Rashad
 MLB Jeff Schoettmer
 CB M.J. Stewart
 FS Sam Smiley
 SS Donnie Miles
 CB Des Lawrence

NOV. 7 vs. Duke OFFENSE

LT Bentley Spain
 LG Caleb Peterson
 C Lucas Crowley
 RG Landon Turner
 RT Jon Heck
 TE Kendrick Singleton
 QB Marquise Williams
 TB Elijah Hood
 WR Ryan Switzer
 WR Mack Hollins
 WR Quinshad Davis

DEFENSE

DE Junior Gnonkonde
 DT Nazair Jones
 DT Justin Thomason
 DE Mikey Bart
 SLB Shakeel Rashad
 MLB Jeff Schoettmer
 NB M.J. Stewart
 CB Malik Simmons
 FS Sam Smiley
 SS Donnie Miles
 CB Des Lawrence

NOV. 14 vs. Miami OFFENSE

LT Bentley Spain
 LG Caleb Peterson
 C Lucas Crowley
 RG Landon Turner
 RT Jon Heck
 TE Kendrick Singleton
 QB Marquise Williams
 TB Elijah Hood
 WR Ryan Switzer
 WR Mack Hollins
 WR Quinshad Davis

DEFENSE

DE Dajuan Drennon
 DT Nazair Jones
 DT Justin Thomason
 DE Mikey Bart
 SLB Shakeel Rashad
 MLB Jeff Schoettmer
 NB M.J. Stewart
 CB Malik Simmons
 FS Sam Smiley
 SS Donnie Miles
 CB Des Lawrence

NOV. 21 at Virginia Tech OFFENSE

LT Bentley Spain
 LG Caleb Peterson
 C Lucas Crowley
 RG Landon Turner
 RT Jon Heck
 TE Kendrick Singleton
 QB Marquise Williams
 TB Elijah Hood
 RB T.J. Logan
 WR Ryan Switzer
 WR Quinshad Davis

DEFENSE

DE Dajuan Drennon
 DT Nazair Jones
 DT Justin Thomason
 DE Mikey Bart
 SLB Shakeel Rashad
 MLB Jeff Schoettmer
 NB M.J. Stewart
 CB Malik Simmons
 FS Sam Smiley
 SS Donnie Miles
 CB Des Lawrence

NOV. 28 at NC State OFFENSE

LT Bentley Spain
 LG Caleb Peterson
 C Lucas Crowley
 RG Landon Turner
 RT Jon Heck
 TE Kendrick Singleton
 QB Marquise Williams
 TB Elijah Hood
 RB T.J. Logan
 WR Mack Hollins
 WR Quinshad Davis

DEFENSE

DE Dajuan Drennon
 DT Nazair Jones
 DT Justin Thomason
 DE Mikey Bart
 WLB Shakeel Rashad
 MLB Jeff Schoettmer
 MLB Andre Smith
 NB M.J. Stewart
 FS Sam Smiley
 SS Donnie Miles
 CB Des Lawrence

DEC. 5 vs. Clemson OFFENSE

LT Bentley Spain
 LG Caleb Peterson
 C Lucas Crowley
 RG Landon Turner
 RT Jon Heck
 TE Kendrick Singleton
 QB Marquise Williams
 TB Elijah Hood
 WR Ryan Switzer
 WR Mack Hollins
 WR Quinshad Davis

DEFENSE

DE Dajuan Drennon
 DT Nazair Jones
 DT Justin Thomason
 DE Mikey Bart
 WLB Shakeel Rashad
 MLB Jeff Schoettmer
 CB Malik Simmons
 NB M.J. Stewart
 FS Dominique Green
 SS Donnie Miles
 CB Des Lawrence

STARTS BY NUMBER OFFENSE:

Lucas Crowley – 13
 Quinshad Davis – 13
 Jon Heck – 13
 Elijah Hood – 13
 Caleb Peterson – 13
 Landon Turner – 13
 Marquise Williams – 13
 Kendrick Singleton – 11
 Bentley Spain – 9
 Ryan Switzer – 9
 Bug Howard – 8
 John Ferranto – 4
 Mack Hollins – 4
 T.J. Logan – 3
 Romar Morris – 2
 Ian Dibble – 1
 Caleb Samuel – 1

DEFENSE:

Mikey Bart – 13
 Des Lawrence – 13
 Donnie Miles – 13
 Shakeel Rashad – 13
 Jeff Schoettmer – 13
 Sam Smiley – 12
 M.J. Stewart – 11
 Justin Thomason – 11
 Dajaan Drennon – 10
 Nazair Jones – 10
 Malik Simmons – 6
 Brian Walker – 4
 Robert Dinkins – 3
 Junior Gnonkonde – 3
 Andre Smith – 3
 Cayson Collins – 2
 Jeremiah Clarke – 2
 Dominique Green – 1



CAROLINA & OPPONENT LONG PLAYS

CAROLINA LONG PLAYS

Runs (15 yards or more)

- 46 - Marquise Williams vs. Miami
- 44 - Elijah Hood vs. South Carolina
- 42 - T.J. Logan at NC State
- 41 - Marquise Williams vs. Illinois
- 40 - T.J. Logan at NC State
- 39 - Elijah Hood at NC State
- 39 - Elijah Hood vs. Illinois
- 37 - Elijah Hood at NC State
- 36 - Elijah Hood vs. Wake Forest
- 35 - Mitch Trubisky vs. N.C. A&T
- 34 - Elijah Hood vs. Miami
- 33 - Marquise Williams vs. Wake Forest
- 32 - Marquise Williams vs. Miami
- 31 - Elijah Hood at Virginia Tech
- 31 - Marquise Williams vs. Virginia
- 30 - Marquise Williams at NC State
- 29 - Elijah Hood vs. Wake Forest
- 29 - Elijah Hood vs. South Carolina
- 28 - Marquise Williams vs. Clemson
- 28 - Elijah Hood vs. Illinois
- 27 - Marquise Williams at Georgia Tech
- 26 - Elijah Hood at NC State
- 25 - Elijah Hood at Pittsburgh
- 25 - Marquise Williams at Georgia Tech
- 22 - Elijah Hood vs. Miami
- 22 - Marquise Williams at Pittsburgh
- 22 - Marquise Williams vs. Delaware
- 22 - Marquise Williams vs. Illinois
- 21 - Elijah Hood at NC State
- 21 - Caleb Henderson vs. Delaware
- 21 - Elijah Hood vs. South Carolina
- 20 - Mitch Trubisky vs. Miami
- 20 - Marquise Williams at Georgia Tech
- 21 - T.J. Logan at Virginia Tech
- 20 - T.J. Logan vs. Delaware
- 20 - T.J. Logan vs. South Carolina
- 19 - Marquise Williams vs. Clemson
- 19 - Marquise Williams at Virginia Tech
- 19 - Marquise Williams vs. N.C. A&T
- 18 - Marquise Williams at Virginia Tech
- 18 - Elijah Hood vs. Miami
- 18 - Marquise Williams vs. Delaware
- 18 - Marquise Williams vs. N.C. A&T
- 18 - Marquise Williams vs. Illinois
- 18 - Caleb Henderson vs. N.C. A&T
- 17 - Mitch Trubisky vs. Delaware
- 17 - Elijah Hood vs. Delaware
- 16 - Marquise Williams vs. Clemson
- 16 - Elijah Hood vs. Clemson
- 16 - Elijah Hood at NC State
- 16 - Elijah Hood vs. Miami
- 16 - Elijah Hood vs. Duke
- 16 - T.J. Logan vs. Virginia
- 16 - Kris Francis vs. Wake Forest
- 16 - T.J. Logan at Georgia Tech
- 15 - Elijah Hood vs. Virginia
- 15 - Elijah Hood vs. Virginia
- 15 - Romar Morris vs. South Carolina
- 15 - Elijah Hood vs. Illinois

Passes (20 yards or more)

- 89 - Marquise Williams to Ryan Switzer vs. Duke
- 74 - Marquise Williams to Mack Hollins vs. Duke
- 71 - Marquise Williams to Ryan Switzer at Pittsburgh
- 64 - Mitch Trubisky to Mack Hollins vs. Delaware
- 63 - Mitch Trubisky to Ryan Switzer vs. Delaware
- 61 - Marquise Williams to Austin Proehl vs. Wake Forest
- 57 - Marquise Williams to Mack Hollins vs. Wake Forest
- 53 - Marquise Williams to Mack Hollins at NC State
- 49 - Marquise Williams to Bug Howard vs. Duke
- 49 - Marquise Williams to T.J. Logan vs. Duke
- 49 - Marquise Williams to Mack Hollins at Pittsburgh
- 47 - Mitch Trubisky to Jordan Feulleateau vs. Miami
- 47 - Marquise Williams to Kendrick Singleton vs. N.C. A&T
- 46 - Marquise Williams to T.J. Logan vs. Clemson
- 42 - Marquise Williams to Mack Hollins vs. Wake Forest
- 40 - Marquise Williams to Quinshad Davis vs. Clemson
- 40 - Marquise Williams to Bug Howard vs. South Carolina
- 37 - Quinshad Davis to Marquise Williams at Georgia Tech

- 36 - Marquise Williams to Mack Hollins vs. Duke
- 36 - Marquise Williams to Brandon Fritts vs. Duke
- 36 - Marquise Williams to Bug Howard vs. Virginia
- 35 - Mitch Trubisky to Quinshad Davis vs. Delaware
- 34 - Marquise Williams to Ryan Switzer vs. Illinois
- 33 - Marquise Williams to Austin Proehl
- 33 - Mitch Trubisky to Mack Hollins vs. Delaware
- 32 - Marquise Williams to Brandon Fritts at Virginia Tech
- 32 - Marquise Williams to Austin Proehl at Virginia Tech
- 32 - Marquise Williams to Mack Hollins vs. Miami
- 32 - Marquise Williams to Mack Hollins at Pittsburgh
- 29 - Marquise Williams to Bug Howard vs. Delaware
- 28 - Marquise Williams to Bug Howard vs. South Carolina
- 27 - Marquise Williams to Brandon Fritts vs. Clemson
- 27 - Marquise Williams to Damien Washington vs. Virginia
- 27 - Marquise Williams to Bug Howard vs. Illinois
- 26 - Marquise Williams to Ryan Switzer at Pittsburgh
- 26 - Marquise Williams to Austin Proehl at Georgia Tech
- 25 - Marquise Williams to Mack Hollins vs. Clemson
- 25 - Marquise Williams to Mack Hollins vs. Duke
- 25 - Marquise Williams to Mack Hollins at Georgia Tech
- 24 - Marquise Williams to Brandon Fritts at Virginia Tech
- 24 - Marquise Williams to Bug Howard vs. N.C. A&T
- 23 - Marquise Williams to Quinshad Davis vs. Clemson
- 23 - Marquise Williams to Bug Howard vs. Duke
- 23 - Marquise Williams to Kendrick Singleton at Pittsburgh
- 23 - Marquise Williams to Quinshad Davis vs. South Carolina
- 21 - Marquise Williams to Ryan Switzer vs. Clemson
- 21 - Marquise Williams to Quinshad Davis at Virginia Tech
- 21 - Marquise Williams to T.J. Logan vs. Virginia
- 21 - Marquise Williams to Mack Hollins vs. Virginia
- 21 - Marquise Williams to Bug Howard vs. South Carolina
- 21 - Marquise Williams to Austin Proehl vs. Illinois
- 20 - Marquise Williams to Mack Hollins of Virginia Tech
- 20 - Mitch Trubisky to Jordan Feulleateau vs. Duke
- 20 - Marquise Williams to Romar Morris vs. Illinois

Returns (50 or more on kickoffs, 20 or more on punts and interceptions, 10 or more on fumble returns)

- 85 - Ryan Switzer punt return vs. Illinois
- 78 - Ryan Switzer punt return vs. Miami
- 71 - Ryan Switzer punt return vs. Illinois
- 60 - Jeff Schoettmer interception return vs. Miami
- 52 - Sam Smiley fumble return vs. N.C. A&T
- 41 - Sam Smiley interception return vs. Virginia
- 29 - Ryan Switzer punt return vs. Clemson
- 28 - Andre Smith interception return at NC State
- 21 - Des Lawrence interception return vs. Duke
- 21 - Ryan Switzer punt return vs. Illinois

OPPONENT LONG PLAYS

Runs (15 yards or more)

- 72 - Thomas Jefferson of Delaware
- 53 - Thomas Sirk of Duke
- 53 - Daniel Hamm of Virginia
- 52 - Jela Duncan of Duke
- 52 - Josh Ferguson of Illinois
- 48 - Shon Carson of South Carolina
- 33 - Deshaun Watson of Clemson
- 33 - Jonathan Alston of NC State
- 31 - Wayne Gallman of Clemson
- 31 - Jacoby Brissett of NC State
- 28 - Nate Peterman of Pittsburgh
- 25 - Taquan Mizzell of Virginia
- 25 - Josh Ferguson of Illinois
- 24 - Nate Peterman of Pittsburgh
- 23 - Wayne Gallman of Clemson
- 23 - Kareem Williams of Delaware
- 22 - Wayne Gallman of Clemson
- 20 - Wayne Gallman of Clemson
- 20 - Reggie Gallaspay of NC State
- 20 - Jela Duncan of Duke
- 20 - Justin Thomas of Georgia Tech
- 20 - Tarik Cohen of N.C. A&T
- 19 - Marchie Murdock of Illinois
- 18 - Sam Rogers of Virginia Tech
- 17 - Sean Kelly of South Carolina
- 17 - Tarik Cohen of N.C. A&T
- 17 - Caleb Gabriel of N.C. A&T
- 16 - Jonathan Alston of NC State
- 16 - Joe Yearby of Miami

- 16 - Joe Yearby of Miami
- 16 - Joe Yearby of Miami
- 16 - Joe Yearby of Miami
- 16 - Shaquille Powell of Duke
- 15 - Nyheim Hines of NC State
- 15 - Trayone Gray of Miami
- 15 - Shaquille Powell of Duke
- 15 - Shaquille Powell of Duke
- 15 - John Wolford of Wake Forest
- 15 - Kareem Williams of Delaware
- 15 - Connor Mitch of South Carolina

Passes (20 yards or more)

- 64 - Jacoby Brissett to Jalen Samuels of NC State
- 44 - Michael Brewer to Isaiah Ford of Virginia Tech
- 42 - Deshaun Watson to Artavis Scott of Clemson
- 40 - Justin Thomas to Brad Stewart of Georgia Tech
- 38 - Lamar Raynard to Khris Gardin of N.C. A&T
- 36 - Michael Brewer to Isaiah Ford of Virginia Tech
- 35 - Deshaun Watson to Artavis Scott of Clemson
- 34 - Brad Kaaya to Stacy Coley of Miami
- 34 - Thomas Sirk to Anthony Nash of Duke
- 33 - Nate Peterman to Dontez Ford of Pittsburgh
- 32 - Brad Kaaya to David Njoku of Miami
- 32 - John Wolford to Cam Serigne of Wake Forest
- 30 - Brad Kaaya to Joe Yearby of Miami
- 28 - Brad Kaaya to Mark Walton of Miami
- 27 - Connor Mitch to Pharoh Cooper of South Carolina
- 26 - Michael Brewer to Isaiah Ford of Virginia Tech
- 26 - Thomas Sirk to T.J. Rahming of Duke
- 26 - John Wolford to Cortez Lewis of Wake Forest
- 25 - Michael Brewer to Sam Rogers of Virginia Tech
- 23 - Brad Kaaya to Chris Herndon of Miami
- 22 - D. Watson to A. Scott to W. Gallman of Clemson
- 22 - Brad Kaaya to Joe Yearby of Miami
- 22 - Connor Mitch to Terry Googer of South Carolina
- 22 - Wes Lunt to Marchie Murdock of Illinois
- 21 - Nate Peterman to Dontez Ford of Pittsburgh
- 21 - Matt Johns to Charlie Hopkins of Virginia
- 21 - John Wolford to Cortez Lewis of Wake Forest
- 20 - Jacoby Brissett to David Grinnage of NC State
- 20 - Nate Peterman to J.P. Holtz of Pittsburgh
- 20 - Connor Mitch to Brandon Wilds of South Carolina
- 20 - Kwashaun Quick to Tarik Cohen of N.C. A&T

Returns (50 or more on kickoffs, 20 or more on punts and interceptions, 10 or more on fumble returns)

- 21 - Micah Kiser of Virginia fumble return



South Carolina 13, Carolina 17
Sept. 3, 2015 • Bank of America Stadium
Charlotte, N.C.

CHARLOTTE, N.C. (AP) — Shon Carson ran for 75 yards and a touchdown, linebacker Skai Moore intercepted two passes in the end zone and South Carolina defeated border state rival North Carolina 17-13 on Thursday night.

Carson, the Gamecocks' third-string running back, made an immediate impact when he entered the game in the fourth quarter, breaking free around right tackle and racing 48 yards for the go-ahead touchdown.

The Gamecocks intercepted Tar Heels quarterback Marquise Williams three times. Moore helped seal the game when he stepped in front of Williams' pass on a fourth-and-goal at the South Carolina 8 with 3:40 remaining.

For Moore it was the eighth and nine interceptions of his career. He also finished with a team-high 10 tackles.

Williams finished 19 of 31 for 232 yards and one touchdown. Elijah Hood led UNC with 139 yards on 12 carries and Bug Howard had six catches for 114 yards, including a 21-yard touchdown reception.

South Carolina quarterback Connor Mitch was 9 for 22 for 122 yards and a touchdown in his first career start before leaving with a hip injury in the fourth quarter.

The Tar Heels were coming off a horrendous season on defense allowing a school record 39 points and 497.8 yards per game in 2014.

But under new defensive coordinator Gene Chizik they tackled better and applied more pressure for three quarters, shutting out the Gamecocks in the first quarter and taking a 13-10 lead into fourth quarter.

"Their defense got the best of our offense," South Carolina coach Steve Spurrier said. "We were very fortunate."

But the game changed when Carson took a handoff from backup quarterback Perry Orth and raced around right tackle and down the sideline untouched for a 48-yard touchdown on his first carry of the game.

Williams, on the other hand, couldn't seem to find a rhythm for the Tar Heels.

On North Carolina's first drive he didn't appear to see Moore step in front of his intended receiver in the end zone and was picked off. In the second half, he overthrew an open Ryan Switzer on a simple receiver screen and then followed that with an interception on the next play.

South Carolina	0	10	0	7	-	17
Carolina	7	6	0	0	-	13

NC - Howard 21 yd pass from Williams (Weiler kick) (5:21, 1st)
 SC - Cooper 9 yd pass from Connor Mitch (Fry kick) (14:56, 2nd)
 NC - Nick Weiler 47 yd FG (12:23, 2nd)
 SC - Elliott Fry 25 yd FG (7:11, 2nd)
 NC - Nick Weiler 38 yd FG (1:44, 2nd)
 SC - Shon Carson 48 yd run (Fry kick) (12:45, 4th)

	SC	NC
First Downs	22	20
Rushes-Yards	47-254	32-208
Passing Yards	140	232
Comp-Att-Int	12-27-0	19-31-3
Plays-Total Yards (Avg)	74-394 (5.3)	63-440 (7.0)
Punts (Avg)	5 (46.2)	3 (31.0)
Fumbles-Lost	2-0	0-0
Penalties-Yards	8-60	6-30
Time of Possession	35:38	24:22

Individual Rushing Leaders (Att-Yds-TD)

Carolina - Hood 12-138-0, M. Williams 10-26-0, Logan 7-37-0, Morris 2-20-0, T. Williams 1-4-0
 South Carolina - Wilds 14-51-0, Mitch 10-47-0, Williams 10-42-0
 Carson 4-75-1, Cooper 4-20-0, Orth 2-7-0, Kelly 1-17-0

Individual Passing Leaders (Comp-Att-INT)

Carolina - Williams 19-31-3; 232 yards, 1 TD
 South Carolina - Mitch 9-22-0; 122 yards, 1 TD

Individual Receiving Leaders

Carolina - Howard 6-114, Switzer 6-57, Davis 4-52, Hollins 1-6, Singleton 1-3, T. Williams 1-0
 South Carolina - Wilds 4-44, Cooper 3-45, Googer 2-39, Adams 2-18, Heard 1- -6



Carolina 53, N.C. A&T 14
Sept. 19, 2015 • Kenan Stadium
Chapel Hill, N.C.

CHAPEL HILL, N.C. (AP) -- Marquise Williams passed for 211 yards and accounted for three touchdowns to help North Carolina beat North Carolina A&T 53-14 on Saturday night.

Elijah Hood rushed for 56 yards and two scores for the Tar Heels (1-1), who won their home opener for the fifth consecutive year.

North Carolina improved to 4-0 under coach Larry Fedora against Football Championship Subdivision competition, winning those games by an average of more than 47 points per game.

The Tar Heels scored touchdowns on five of their first six possessions while racing out to a 36-0 lead at halftime.

They led 53-0 until Kwashaun Quick scored on a 1-yard touchdown run for North Carolina A&T (1-1) late in the third quarter.

Quick was 7 of 19 for 78 yards and two interceptions for the Aggies, who dropped to 0-3 all time against Football Bowl Subdivision foes.

Hood rushed for 138 yards on just 13 carries in North Carolina's season-opening loss to South Carolina, prompting questions about why he didn't get the ball more. His workload wasn't an issue against the Aggies.

Hood had eight carries in the first quarter, including a pair of bruising 1-yard touchdown runs that bookended a 47-yard touchdown catch by Kendrick Singleton.

Tight end Brandon Fritts added touchdown catches of 2 yards and 1 yard, the first two receptions of his career, in the second quarter.

Backup quarterback Mitch Trubisky threw the first of those scoring strikes, and he added a 35-yard touchdown run in the third quarter.

The Aggies had some success moving the ball against North Carolina's retooled defense, but the Tar Heels came up with key takeaways as they built their lead.

Sam Smiley recovered a fumble and returned it 52 yards to set up Hood's second touchdown, and Shakeel Rashad intercepted a pass to thwart the Aggies' most promising drive of the first half. M.J. Stewart also had an interception for the Tar Heels.

N.C. A&T	0	0	7	7	-	14
Carolina	22	14	17	0	-	53

NC - Elijah Hood 1 yd run (Caleb Samuel pass from Joey Mangili) (9:47, 1st)
 NC - Singleton 47 yd pass from Williams (Weiler kick) (4:39, 1st)
 NC - Elijah Hood 1 yd run (Weiler kick) (0:34, 1st)
 NC - Fritts 2 yd pass from Trubisky (Weiler kick) (7:30, 2nd)
 NC - Fritts 1 yd pass from Williams (Weiler kick) (1:56, 2nd)
 NC - Marquise Williams 18 yd run (Weiler kick) (13:07, 3rd)
 NC - Nick Weiler 48 yd FG (7:58, 3rd)
 NC - Mitch Trubisky 35 yd run (Weiler kick) (5:32, 3rd)
 NCAT - Kwashaun Quick 1 yd run (Jones kick) (1:09, 3rd)
 NCAT - Gardin 38 yd pass from Raynard (Jones kick) (11:20, 4th)

	NCAT	NC
First Downs	18	24
Rushes-Yards	41-155	44-215
Passing Yards	118	248
Comp-Att-Int	9-22-2	20-27-0
Plays-Total Yards (Avg)	63-273 (4.3)	71-463 (6.5)
Punts (Avg)	7 (35.9)	3 (40.7)
Fumbles-Lost	1-1	1-0
Penalties-Yards	2-10	5-50
Time of Possession	29:38	30:22

Individual Rushing Leaders (Att-Yds-TD)

Carolina - Hood (16-56-2), M. Williams (4-53-1), Francis (5-14-0), T. Williams (4-19-0), Brunson (4-10-0), Logan (4-5-0), Trubisky (3-33-1)

NCAT - Cohen (15-69-0), Quick (10-48-1), Thompson (7-11-0)

Individual Passing Leaders (Comp-Att-INT)

Carolina - Williams 15-20-0; 211 yards, 2 TD; Trubisky 5-7-0; 37 yards, 1 TD

NCAT - Quick 7-19-2; 78 yards, 0 TD; Raynard 2-3-0; 40 yards, 0 TD

Individual Receiving Leaders

Carolina - Davis 4-40, Switzer 3-46, Fritts 3-11, Singleton 2-57, Howard 2-37, Hollins 2-26
 NCAT - Gardin 3-49, Keyes 3-46, Cohen 1-20, Gabriel 1-13, Smith 1 - (-10)



Carolina 48, Illinois 14
Sept. 19, 2015 • Kenan Stadium
Chapel Hill, N.C.

CHAPEL HILL, N.C. (AP) — Marquise Williams threw three touchdown passes and also ran for 105 yards to help North Carolina beat Illinois 48-14 on Saturday.

Williams led a big offensive performance for the Tar Heels (2-1), who had plenty to feel good about in a rout of a Power-Five nonconference opponent. The overhauled defense continued its improved play by surrendering just one touchdown through the first three quarters, Ryan Switzer had two big punt returns after a frustrating drought and kicker Nick Weiler hit two more field goals to stay perfect on the season.

It was the kind of solid across-the-board performance UNC coach Larry Fedora has been hoping to see, one that has eluded his team for four straight games dating to last season.

Williams shook off an early interception and threw for 203 yards before exiting with the Tar Heels up big early in the fourth.

Then there was Switzer. He tied an NCAA single-season record with five punt returns for touchdowns as a freshman, but didn't manage any last year and had largely been bottled up since his last TD return in the Belk Bowl against Cincinnati to the end of the 2013 season.

On Saturday, he had a 71-yard return early in the second quarter to set up a short field goal, then broke free for an 85-yard touchdown in the fourth. The junior finished with 168 punt-return yards to set a UNC single-game record that had stood since 1951, and he also made amends for dropping a sure long TD pass with a 34-yard scoring catch late in the third from Williams.

Elijah Hood also ran for 129 yards and a touchdown, giving the Tar Heels two 100-yard rushers in the same game for the first time since 2010.

UNC led 20-7 at halftime, then scored 28 straight points to turn the game into a rout. Illinois' first drive stalled at the UNC 2 before ending with a fourth-down incompleteness. And after Ferguson's 1-yard score in the second, Illinois didn't find the end zone until a meaningless touchdown in the final minute.

UNC's Quinshad Davis had a 9-yard touchdown catch in the second quarter, setting the school's career TD receiving mark with 22.

Illinois	0	7	0	7	-	14
Carolina	10	10	7	21	-	48

NC - Nick Weiler 48 yd FG (5:11, 1st)
 NC - Romar Morris 7 yd run (Weiler kick) (1:46, 1st)
 NC - Nick Weiler 32 yd FG (13:55, 2nd)
 ILL - Josh Ferguson 1 yd run (Zalewski kick) (9:52, 2nd)
 NC - Davis 9 yd pass from Williams (Weiler kick) (6:28, 2nd)
 NC - Switzer 34 yd pass from Williams (Weiler kick) (1:50, 3rd)
 NC - Proehl 3 yd pass from Williams (Weiler kick) (12:56, 4th)
 NC - Elijah Hood 28 yd run (Weiler kick) (8:52, 4th)
 NC - Ryan Switzer 85 yd punt return (Weiler kick) (7:29, 4th)
 ILL - Chayce Crouch 1 yd run (Zalewski kick) (0:50, 4th)

	ILL	NC
First Downs	22	23
Rushes-Yards	45-227	37-254
Passing Yards	172	217
Comp-Att-Int	19-38-1	19-26-1
Plays-Total Yards (Avg)	83-399 (4.8)	63-471 (7.5)
Punts (Avg)	7-39.9	3-31.3
Fumbles-Lost	0-0	0-0
Penalties-Yards	8-75	6-51
Time of Possession	35:47	24:13

Individual Rushing Leaders (Att-Yds-TD)

Carolina - Hood (16-129-1), M. Williams (9-105-0), Logan (6-17-0), Morris (1-7-1)

ILL - Ferguson (22-133-1), Vaughn (13-51-0), Crouch (4-16-1)

Individual Passing Leaders (Comp-Att-INT)

Carolina - Williams 17-24-1; 203 yards, 3 TDs; Trubisky 2-2-0; 14 yards, 0 TDs

ILL - Lunt 15-32-1; 140 yards, 0 TDs; Crouch 4-6-0; 32 yards, 0 TDs

Individual Receiving Leaders

Carolina - Davis 5-56, Proehl 4-39, Switzer 3-50, Hood 3-11

ILL - Murdock 7-49, Allison 4-53, Davis 3-16, Ferguson 2-10



Carolina 41, Delaware 14
Sept. 26, 2015 • Kenan Stadium
Chapel Hill, N.C.

CHAPEL HILL, N.C. (AP) --- Mitch Trubisky came off the bench and threw four second-half touchdown passes to help North Carolina beat Delaware 41-14 on Saturday.

Trubisky completed 17 of 20 passes for 312 yards, all career-high marks. He also added 39 rushing yards on six attempts.

Mack Hollins caught touchdown passes of 33 and 64 yards for the Tar Heels (3-1), who closed the non-conference portion of their schedule with three consecutive wins.

Trubisky took over for starting quarterback Marquise Williams on North Carolina's final possession of the first half and played the rest of the game.

Williams, who was sacked for an 11-yard loss on his final play, spent the second half on the sideline. He walked gingerly but showed no other sign of injury as he conversed with teammates and coaches during the final two quarters.

Thomas Jefferson rushed for 163 yards and two touchdowns for the Blue Hens (1-3).

Trubisky threw touchdown passes on four consecutive possessions over a 19-minute span to help the Tar Heels turn a close game into a rout.

He started the barrage with two deep scoring passes to Hollins over the top of Delaware's defense. Trubisky hit Bug Howard with a 10-yard strike early in the fourth quarter and then found Ryan Switzer for a 63-yard score on a nifty catch and run.

The Tar Heels racked up 568 total yards and finished a game without punting for the first time since 1996.

The Tar Heels tied the game with an 18-yard touchdown run by Williams on their first possession, but their high-powered offense was stuck in the mud in soggy conditions for much of the first half.

Nick Weiler converted field-goal attempts of 46 and 26 yards to give North Carolina a 13-7 lead at halftime.

The Blue Hens kept the game close for almost three quarters despite featuring a one-dimensional offense. They finished with 279 rushing yards, but quarterback Joe Walker completed 4 of 10 passes for just 24 yards.

Delaware	7	0	7	0	- 14
Carolina	7	6	14	14	- 41

DEL - Thomas Jefferson 72 yd run (Raggo kick) (14:09, 1st)
 NC - Marquise Williams 18 yd run (Weiler kick) (12:45, 1st)
 NC - Nick Weiler 46 yd FG (8:16, 2nd)
 NC - Nick Weiler 26 yd FG (3:15, 2nd)
 NC - Hollins 33 yd pass from Trubisky (Weiler kick) (10:20 3rd)
 DEL - Thomas Jefferson 1 yd run (Raggo kick) (3:21, 3rd)
 NC - Hollins 64 yd pass from Trubisky (Weiler kick) (1:40, 3rd)
 NC - Howard 10 yd pass from Trubisky (Weiler kick) (11:30, 4th)
 NC - Switzer 63 yd pass from Trubisky (Weiler kick) (6:35, 4th)

	DEL	NC
First Downs	15	29
Rushes-Yards	49-279	35-191
Passing Yards	24	377
Comp-Att-Int	4-10-1	23-33-0
Plays-Total Yards (Avg)	59-303 (5.1)	68-568 (8.4)
Punts (Avg)	5 (42.8)	0 (0.0)
Fumbles-Lost	0-0	6-1
Penalties-Yards	5-60	2-20
Time of Possession	34:18	25:42

Individual Rushing Leaders (Att-Yds-TD)

Carolina - Hood 14-61-0, M. Williams 6-31-1, Trubisky 6-39-0, Logan 5-27-0

Delaware - Jefferson 22-163-2, Williams 18-95-0, Walker 7-17-0

Individual Passing Leaders (Comp-Att-INT)

Carolina - Trubisky 17-20-0; 312 yards, 4 TDs; Williams 6-12-0; 65 yards, 0 TDs

Delaware - Walker 4-10-1; 24 yards, 0 TD

Individual Receiving Leaders

Carolina - Switzer 5-89, Davis 5-83, Hollins 3-100, Howard 3-52, Singleton 2-14, Morris 2-5

Delaware - Tre Brown 1-9, Brandon Whaley 1-7, Jamie Johnson 1-6, Trejon Dinkins 1-2



Carolina 38, Georgia Tech 31
Oct. 3, 2015 • Bobby Dodd Stadium
Atlanta, Ga.

ATLANTA, GA. (AP) — Quinshad Davis threw a 37-yard touchdown pass to quarterback Marquise Williams, capping North Carolina's comeback from a three-touchdown deficit, and the Tar Heels beat Georgia Tech 38-31 on Saturday.

Georgia Tech led 21-0 before North Carolina (4-1, 1-0 Atlantic Coast Conference) began its comeback with two touchdowns in the final 90 seconds of the first half. That started a run in which the Tar Heels outscored the Yellow Jackets 38-10. The 21-point deficit overcome marks the biggest comeback win in UNC program history.

Williams' go-ahead touchdown catch came less than 4 minutes into the fourth quarter. Williams handed off to running back T.J. Logan, who ran left and handed off to Davis. The receiver stopped and threw to Williams, who was wide open for the touchdown.

It was Williams' third career touchdown catch, and each came from Davis. Williams added a 28-yard touchdown run on a fourth-down play with about 5 minutes remaining.

The Tar Heels ended a streak of eight straight losses at Georgia Tech since their last win in 1997.

Williams made big plays as a runner, passer and receiver in answering any question about his status as the starter. North Carolina pulled Williams during last week's win against Delaware for backup Mitch Trubisky.

Williams ran for 148 yards and two touchdowns, threw for 134 yards and added the scoring catch.

Following Williams' 28-yard touchdown run, a 37-yard field goal by Georgia Tech's Harrison Butker cut North Carolina's lead to seven points. Georgia Tech then recovered an onside kick before a replay confirmed officials' ruling the ball was touched by the Yellow Jackets before traveling 10 yards.

The Yellow Jackets began one final possession at their 30 with 1:04 and no timeouts remaining. Thomas' last pass was intercepted by M.J. Stewart.

North Carolina's defense stopped a fourth-down run by Thomas at the Tar Heels' goal line early in the fourth quarter. Georgia Tech had converted its three previous fourth-down plays.

Carolina	0	14	10	14	- 38
Georgia Tech	7	14	7	3	- 31

GT - Justin Thomas 1 yd run (Butker kick) (9:46, 1st)
 GT - Clinton Lynch 14 yd run (Butker kick) (13:38, 2nd)
 GT - Justin Thomas 1 yd run (Butker kick) (4:34, 2nd)
 NC - Elijah Hood 2 yd run (Weiler kick) (1:29, 2nd)
 NC - Marquise Williams 7 yd run (Weiler kick) (0:04, 2nd)
 NC - Nick Weiler 37 yd FG (12:35, 3rd)
 GT - Landis-Davis 19 yd pass from Thomas (Butker kick) (10:45, 3rd)
 NC - Elijah Hood 1 yd run (Weiler kick) (6:51, 3rd)
 NC - Williams 37 yd pass from Davis (Weiler kick) (11:25, 4th)
 NC - Williams 27 yd run (Weiler kick) (4:52, 4th)
 GT - Harrison Butker 37 yd FG (2:46, 4th)

	NC	GT
First Downs	21	27
Rushes-Yards	31-231	59-255
Passing Yards	162	182
Comp-Att-Int	12-21-1	15-26-0
Plays-Total Yards (Avg)	57-413 (7.2)	80-417 (5.2)
Punts (Avg)	3 (27.3)	1 (23.0)
Fumbles-Lost	1-0	4-1
Penalties-Yards	6-42	4-39
Time of Possession	21:15	38:45

Individual Rushing Leaders (Att-Yds-TD)

Carolina - Williams 15-148-2, Hood 12-60-2

Georgia Tech - Thomas 18-56-2, Skov 15-56-0, Lynch 8-48-1, Willis 9-40-0

Individual Passing Leaders (Comp-Att-INT)

Carolina - Williams 13-24-0; 134 yards, 0 TDs; Davis 1-1-0; 37 yards, 1 TD

Georgia Tech - Thomas 12-21-1; 162 yards, 1 TD

Individual Receiving Leaders

Carolina - Davis 3-36, Morris 3-8, Proehl 2-33, Hollins 2-34, Switzer 2-23, Williams 1-37, 1 TD

Georgia Tech - Jeune 3-42, Stewart 3-32, Landis-Davis 2-24, Willis 1-40



Carolina 50, Wake Forest 14
Oct. 17, 2015 • Kenan Stadium
Chapel Hill, N.C.

CHAPEL HILL (AP) — Marquise Williams threw three touchdown passes to Mack Hollins and also rushed for a score, and North Carolina routed Wake Forest 50-14 on Saturday night.

Williams was 14 of 20 for 282 yards and connected with Hollins on scoring passes of 57, 4 and 42 yards.

The QB added a 13-yard touchdown run while helping the Tar Heels (5-1, 2-0 Atlantic Coast Conference) win their fifth straight, rolling up at least 38 points in each victory.

Elijah Hood added 101 yards rushing with a 36-yard TD run, and T.J. Logan had a 1-yard scoring burst during the Tar Heels' season-best 29-point second quarter. They scored 22 of them in a span of 3 minutes, 42 seconds.

The Tar Heels - who entered with the ACC's top offense in both points (38) and total yards (471) per game - moved the ball at will against a Wake Forest team that entered 15th in the FBS in total defense, finishing with 538 total yards.

The Tar Heels - who entered with the ACC's top offense in both points (38) and total yards (471) per game - moved the ball at will against a Wake Forest team that entered 15th in the FBS in total defense, finishing with 538 total yards.

All of Hollins' catches went for scores, and he became the first North Carolina player with three TD catches since Dwight Jones against Duke in 2011.

Tyler Bell fumbled a screen pass on the first play of Wake Forest's following possession, and Williams countered with his scoring run through the right side that put North Carolina ahead to stay.

Hood then rumbled for 29 and 36 yards on consecutive carries, the latter a touchdown run that made it 22-7, and Logan followed a 61-yard catch-and-run by Austin Proehl - the son of former Wake Forest and NFL player Ricky Proehl - with his short TD that made it 29-14.

Wake Forest, which didn't force any turnovers during its first five games, picked off passes on each of North Carolina's first two possessions but only managed seven points out of them and took its only lead when Wolford's short toss to Serigne midway through the first made it 7-0.

Wake Forest	7	7	0	0	- 14
Carolina	0	29	7	14	- 50

WF - Serigne 1 yd pass from Wolford (Weaver kick) (7:07, 1st)
 NC - Hollins 57 yd pass from Williams (Weiler kick) (14:52, 2nd)
 NC - Marquise Williams 13 yd run (Weiler kick) (13:06, 2nd)
 NC - Elijah Hood 36 yd run (Brandon Fritts pass from Joey Mangili) (11:18, 2nd)
 WF - Hines 5 yd pass from Wolford (Weaver kick) (6:18 2nd)
 NC - T.J. Logan 1 yd run (Weiler kick) (4:25, 2nd)
 NC - Hollins 4 yd pass from Williams (Weiler kick) (0:04, 3rd)
 NC - Hollins 42 yd pass from Williams (Weiler kick) (12:34, 4th)
 NC - Mitch Trubisky 10 yd run (Weiler kick) (11:11, 4th)

	WF	NC
First Downs	16	22
Rushes-Yards	43-113	33-212
Passing Yards	197	326
Comp-Att-Int	20-30-0	18-26-2
Plays-Total Yards (Avg)	73-310 (4.2)	59-538 (9.1)
Punts (Avg)	6 (41.5)	3 (50.0)
Fumbles-Lost	1-1	0-0
Penalties-Yards	3-24	6-44
Time of Possession	37:00	23:00

Individual Rushing Leaders (Att-Yds-TD)

Carolina - Hood 8-101-1, M. Williams 12-59-1, Logan 7-17-1, Trubisky 2-12-1

Wake Forest - Bell 13-48-0, Hinton 7-37-0, Wolford 10-19-0

Individual Passing Leaders (Comp-Att-INT)

Carolina - Williams 14-20-2; 282 yards, 3 TDs; Trubisky 4-6-0; 44 yards, 0 TDs

Wake Forest - Wolford 16-22-0; 176 yards, 2 TDs, Kendall Hinton 4-8-0; 21 yards, 0 TD

Individual Receiving Leaders

Carolina - Hollins 3-101, Howard 4-45, Proehl 2-94, Davis 3-21

Wake Forest - Serigne 6-65, Lewis 4-58, Bell 4-19, Brent 2-26

CAROLINA FOOTBALL 2015 NOTES & CHARTS



Carolina 26, Virginia 13
Oct. 24, 2015 • Kenan Stadium
Chapel Hill, N.C.

CHAPEL HILL (AP) —Elijah Hood rushed for two touchdowns and North Carolina forced five turnovers in a 26-13 win over Virginia on Saturday, the Tar Heels' sixth straight victory.

Hood finished with 101 yards rushing and two 3-yard scoring runs, T.J. Logan added a 16-yard TD and Nick Weiler kicked two field goals for the Tar Heels (6-1, 3-0 Atlantic Coast Conference).

They broke a 13-all halftime tie by scoring on their first three possessions of the second half, and pitched their second straight second-half shutout.

Taquan Mizzell rushed for 117 yards and Matt Johns was 17 of 30 for 148 yards with a 1-yard touchdown pass to Charlie Hopkins for the Cavaliers (2-5, 1-1).

Johns had one fumble and four interceptions in the second half, and was picked off in the end zone on a fourth-and-goal with under 6 minutes left.

Malik Simmons intercepted Johns on Virginia's next series, Weiler kicked a 37-yard field goal with 9:07 left and Shakeel Rashad then picked off Johns in the end zone with 5:50 to play.

Weiler gave the Tar Heels a 16-13 lead with a 29-yarder on their first possession of the half. That came after Virginia tied it at 13 at halftime, turning two North Carolina turnovers into field goals by Ian Frye.

Marquise Williams was 21 of 26 for 226 yards for the Tar Heels, who overcame two turnovers and a season-worst 13 penalties for 135 yards and set up a game with huge Coastal Division implications Thursday night when they visit No. 25 Pittsburgh.

This was North Carolina's lowest-scoring win of the season. The Tar Heels - who have the ACC's most productive offense, averaging 482 total yards and 40.5 points - had scored at least 38 points in each of their victories.

Not that anybody's complaining - not with the vastly improved defense playing like this. Coordinator Gene Chizik's group has held every opponent except Georgia Tech (31) to either 13 or 14 points.

On the first play of the fourth quarter, he plowed up the middle and fell as he extended his arm toward the goal line, and when the ball popped out, Virginia's Zach Bradshaw scooped it up in the end zone. The officials discussed the play and called it a touchdown, and the decision stood after a review.

Virginia	10	3	0	0	- 13
Carolina	7	6	3	10	- 26

VA - Ian Frye 35 yd FG (7:04, 1st)
 NC - T.J. Logan 16 yd run (Weiler kick) (4:36, 1st)
 VA - Charlie Hopkins 1 yd pass from Matt Johns (1:20, 1st)
 NC - Elijah Hood 3 yd run (Joey Mangili pass failed) (8:11, 2nd)
 VA - Ian Frye 26 yd FG (00:25 2nd)
 NC - Nick Weiler 29 yd FG (9:45, 3rd)
 NC - Elijah Hood 3 yd run (Weiler kick) (14:44, 4th)
 NC - Nick Weiler 37 yd FG (9:07, 4th)

	VA	NC
First Downs	23	24
Rushes-Yards	39-205	38-196
Passing Yards	148	226
Comp-Att-Int	17-30-4	21-26-1
Plays-Total Yards (Avg)	69-353 (5.1)	64-422 (6.6)
Punts (Avg)	3 (42.3)	3 (36.0)
Fumbles-Lost	1-1	3-1
Penalties-Yards	10-62	13-135
Time of Possession	33:57	26:03

Individual Rushing Leaders (Att-Yds-TD)

Carolina - Hood 21-101-2, M. Williams 12-71-0, Logan 3-26-1

Virginia - Mizzell 24-117-0, Hamm 7-70-0

Individual Passing Leaders (Comp-Att-INT)

Carolina - Williams 21-26-1; 226 yards, 0 TDs

Virginia - Johns 17-30-4; 148 yards, 1 TD

Individual Receiving Leaders

Carolina - Davis 6-40, Switzer 6-37, Hollins 3-38, Howard 2-43,

Washington 1-27, Logan 1-21, Singleton 1-16

Virginia - Mizzell 6-57, Severin 3-40, Hopkins 3-36, Thorpe 2-11



Carolina 26, Pittsburgh 19
Oct. 29, 2015 • Heinz Field
Pittsburgh, Pa.

PITTSBURGH - (AP) Marquise Williams threw two long touchdown passes and North Carolina beat No. 23 Pittsburgh 26-19 on Thursday night in a matchup of Atlantic Coast Conference upstarts.

The unexpected ACC Coastal showdown was the first of a three-week round-robin that will likely determine the division title. The Tar Heels (7-1, 4-0) face No. 22 Duke next at home with a chance to put a vice grip on the program's first trip to the ACC title game.

North Carolina has won seven straight since a sloppy opening loss to South Carolina and is off to its best start since 1997 under Mack Brown.

For the third straight season, Williams came up huge against Pitt (6-2, 3-1). The senior was 14 for 23 for 270 yards and ran for 52. He has 1,020 total yards in three career victories against the Panthers.

Pitt had its four-game winning streak snapped after moving into the rankings for the first time since 2010 behind new coach Pat Narduzzi. The Panthers had won four one-score games with a grinding, low-risk offense and pressure defense, but they looked outclassed by the best offense in the ACC in the first half, falling behind 20-3.

Pitt got a blocked punt by Quintin Wirigin on North Carolina's first second-half possession to set up Chris Blewitt's 29-yard field goal. Qadree Ollison capped a 75-yard drive by pushing into the end zone from 4 yards out to cut it to 23-13 with 4:10 left in the third quarter.

Williams and Switzer have been all kinds of problems for Pittsburgh since the Panthers joined the ACC three years ago. Two years ago at Heinz Field, Switzer, the West Virginia native, returned two punts for touchdowns in a 34-27 victory for the Tar Heels.

Williams last two games against Pitt: 301 yards rushing, 449 yards passing, six total touchdowns.

Williams connected with Mack Hollins on a 32-yard TD pass after a Pitt turnover deep in its own territory to make it 20-3 with 3:19 left in the second quarter.

The Tar Heels strong start has been as much about its defensive improvement under new coordinator and former Auburn coach Gene Chizik as its strong offense. The Tar Heels had five sacks against Pitt and got strong games out of cornerbacks M.J. Stewart and Des Lawrence.

Carolina	3	17	3	3	- 26
Pittsburgh	3	0	10	6	- 19

UP - Chris Blewitt 44 yd FG (6:41, 1st)
 NC - Nick Weiler 25 yd FG (13:38, 2nd)
 NC - Switzer 71 yd pass from Williams (Weiler kick) (12:13, 2nd)
 NC - Nick Weiler 31 yd FG (4:59, 2nd)
 NC - Hollins 32 yd pass from Williams (Weiler kick) (3:19, 2nd)
 UP - Chris Blewitt 29 yd FG (11:39, 3rd)
 NC - Nick Weiler 39 yd FG (10:14, 3rd)
 UP - Qadree Ollison 4 yd run (Blewitt kick) (4:10, 3rd)
 NC - Nick Weiler 32 yd FG (2:56, 4th)
 UP - Orndoff 6 yd pass from Peterman (Blewitt kick failed) (0:46, 4th)

	NC	UP
First Downs	17	25
Rushes-Yards	35-174	37-153
Passing Yards	270	262
Comp-Att-Int	14-23-0	27-42-0
Plays-Total Yards (Avg)	58-444 (7.7)	79-415 (5.3)
Punts (Avg)	4 (31.8)	4 (45.0)
Fumbles-Lost	2-0	1-1
Penalties-Yards	3-15	6-55
Time of Possession	24:45	35:15

Individual Rushing Leaders (Att-Yds-TD)

Carolina - Hood 20-98-0, Williams 9-52-0

Pittsburgh - Ollison 10-54-1, James 12-44-0, Peterman 12-41-0

Individual Passing Leaders (Comp-Att-INT)

Carolina - Williams 14-23-0; 270 yards, 2 TDs

Pittsburgh - Peterman 27-42-0; 262 yards, 1 TD

Individual Receiving Leaders

Carolina - Switzer 5-126, Davis 3-24, Hollins 2-81, Logan 2-10, Singleton 1-23

Pittsburgh - Boyd 10-89, Ford 4-66, Holtz 3-49, Challingsworth 3-30



Carolina 66, Duke 31
Nov. 7, 2015 • Kenan Stadium
Chapel Hill, N.C.

CHAPEL HILL, N.C. (AP) — Marquise Williams kept pushing the ball downfield, confident that North Carolina's receivers would make the catch against a defense ranked among the nation's best.

There was no let up, either, from a flea-flicker for a touchdown on the first snap to a last-second TD heave just before halftime — all part of a dominating show by a team inching closer to a trip to the Atlantic Coast Conference championship game.

Williams threw for 404 of his school-record 494 yards by halftime Saturday in No. 21 North Carolina's 66-31 win against rival Duke.

Williams threw for four touchdowns and ran for another, breaking the school passing mark in the opening minutes of the second half. The senior's performance was the biggest highlight on an afternoon full of them for the Tar Heels (8-1, 5-0 ACC), who haven't lost since the opener and firmed up their hold on the Coastal Division race by blowing out the Blue Devils (6-3, 3-2).

"I'm always dialed in," Williams said. "That's the thing, as a quarterback you have to be dialed in every day. I came to practice with a mindset this week that we were going to come out and win this football game."

Seven players scored for UNC, from Elijah Hood running for three touchdowns to Mack Hollins and Ryan Switzer each hauling in TD catches on 100-yard receiving days. And by the end, the Tar Heels had scored more points than ever against the Blue Devils to keep the rivalry's Victory Bell for another year.

"We don't look ahead and say, 'If we beat this team and this team beats that team,'" linebacker Shakeel Rashad said. "But it is in the front of our minds that we are in control of our own destiny. If we keep winning out, then we're going to reach our goal."

Williams connected with a wide-open Switzer on the flea-flicker for an 89-yard touchdown on UNC's first offensive snap. He later connected with Hollins for a 74-yard TD with 1:30 left in the half, then found Bug Howard with a 49-yard deep ball with 1 second left in the half.

Duke	3	7	14	7	- 31
Carolina	21	17	21	7	- 66

NC - Ryan Switzer 89 yd pass from Williams (Weiler kick) (12:42, 1st)
 DU - Ross Martin 22 yd FG (9:05, 1st)
 NC - Marquise Williams 4 yd run (Weiler kick) (7:14, 1st)
 NC - Elijah Hood 4 yd run (Weiler kick) (1:27, 1st)
 DU - Jela Duncan 52 yd run (Martin kick) (12:04 2nd)
 NC - Nick Weiler 35 yd FG (4:26, 2nd)
 NC - Hollins 74 yd pass from Williams (Weiler kick) (1:30, 2nd)
 NC - Howard 49 yd pass from Williams (Weiler kick) (0:01, 2nd)
 NC - Elijah Hood 16 yd run (Weiler kick) (12:19, 3rd)
 DU - Thomas Sirk 53 yd run (Martin kick) (10:38, 3rd)
 NC - Davis 12 yd pass from Williams (Weiler kick) (7:37, 3rd)
 NC - Elijah Hood 5 yd run (Weiler kick) (4:47, 3rd)
 DU - Thomas Sirk 4 yd run (Martin kick) (1:41, 3rd)
 NC - Mitch Trubisky 2 yd run (Weiler kick) (10:50, 4th)
 DU - Schneider 4 yd pass from Boehme (Martin kick) (3:56, 4th)

	DU	NC
First Downs	30	29
Rushes-Yards	44-327	40-167
Passing Yards	206	537
Comp-Att-Int	20-40-2	28-40-0
Plays-Total Yards (Avg)	84-533 (6.3)	80-704 (8.8)
Punts (Avg)	4 (44.2)	2 (45.5)
Fumbles-Lost	1-1	0-0
Penalties-Yards	8-72	5-39
Time of Possession	29:37	30:23

Individual Rushing Leaders (Att-Yds-TD)

Carolina - Hood 17-69-3, M. Williams 7-30-1, T. Williams 10-31-0,

Logan 3-20-0, Trubisky 1-2-1

Duke - Duncan 13-115-1, Powell 13-98-0, Sirk 8-74-2

Individual Passing Leaders (Comp-Att-INT)

Carolina - Williams 23-35-0; 494 yards, 4 TDs

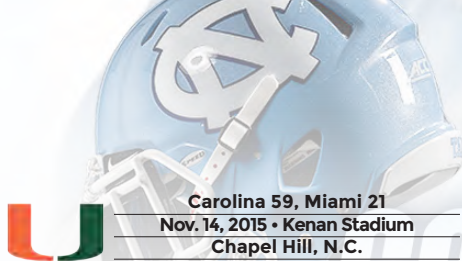
Duke - Sirk 18-37-2; 191 yards, 0 TDs

Individual Receiving Leaders

Carolina - Hollins 5-165, Switzer 5-107, Howard 3-83, Davis 3-45,

Logan 2-43, Fritts 2-37, Fieulleteau 1-20

Duke - Barnes 5-51, McCaffrey 4-25, Powell 3-31, Nash 2-47



Carolina 59, Miami 21
Nov. 14, 2015 • Kenan Stadium
Chapel Hill, N.C.

CHAPEL HILL (AP) — Marquise Williams accounted for four touchdowns and Ryan Switzer had a 78-yard punt return for a score, leading No. 17 North Carolina's dominating performance in a 59-21 win against Miami on Saturday.

Williams ran for 101 yards and three touchdowns and threw for a TD for the Tar Heels (9-1, 6-0 Atlantic Coast Conference, No. 23 CFP), who won their ninth straight to stay alone atop the Coastal Division and move within a victory of a berth in the league championship game.

Elijah Hood ran for 132 yards and a score for UNC, which didn't put up the gaudy yardage numbers from last week's 66-31 rout of Duke. But the Tar Heels took advantage of penalties, turnovers and mistakes by the Hurricanes (6-4, 3-3) to turn the game into a romp — complete with Williams and Switzer commandeering Miami's "The U" hand sign in mocking celebrations of first-half scores.

Now the Tar Heels can earn a date with top-ranked Clemson on Dec. 5 with a win in either of their last two games — road dates with Virginia Tech and rival North Carolina State — or a Pittsburgh loss in either of its last two games.

The Tar Heels already have more wins than in any season since Mack Brown left to coach Texas in 1997. UNC is also 6-0 in the ACC for the first time since winning its last ACC crown in 1980.

Brad Kaaya threw for 326 yards and a score for Miami, which lost for the first time in three games under interim coach Larry Scott. Miami was still alive in the Coastal Division but ended up flirting with the worst loss in program history for the second time in four games.

Miami finally scored on Kaaya's 8-yard TD throw to Lawrence Cager with 6:30 left in the third, almost a perfect mirror to last year's meeting when Miami led 44-6 with 7:12 left in the third of a blowout win.

Miami finished with 12 penalties for 103 yards, continuing its trend as one of the nation's most penalized teams. The Hurricanes also committed three first-half turnovers, with the Tar Heels converting two into touchdowns within a span of three snaps and otherwise repeatedly getting short fields for Williams to navigate.

The Tar Heels have a program-record 125 points in the past two games, while Switzer's TD return was the seventh of his career — one shy of tying the NCAA record.

Miami	0	0	7	14	- 21
Carolina	7	24	21	7	- 59

NC - Marquise Williams 10 yd run (Weiler kick) (2:40, 1st)
 NC - Elijah Hood 1 yd run (Weiler kick) (13:28, 2nd)
 NC - Nick Weiler 25 yd FG (Weiler kick) (10:22, 2nd)
 NC - Marquise Williams 14 yd run (Weiler kick) (6:24, 2nd)
 NC - Ryan Switzer 78 yd punt return (Weiler kick) (0:40, 2nd)
 NC - Fritts 2 yd pass from Williams (Weiler kick) (13:18, 3rd)
 NC - Marquise Williams 3 yd run (Weiler kick) (10:26, 3rd)
 UM - Cager 8 yd pass from Kaaya (Badgley kick) (6:30, 3rd)
 NC - T.J. Logan 9 yd run (Weiler kick) (3:14, 3rd)
 UM - Brad Kaaya 1 yd run (Badgley kick) (14:26, 4th)
 NC - Charles Brunson 3 yd run (Jones kick) (8:31, 4th)
 UM - Trayone Gray 1 yd run (Badgley kick) (5:05, 4th)

	UM	NC
First Downs	25	30
Rushes-Yards	32-99	46-298
Passing Yards	326	189
Comp-Att-Int	24-43-1	16-22-0
Plays-Total Yards (Avg)	75-425 (5.7)	68-487 (7.2)
Punts (Avg)	6 (40.8)	3 (41.7)
Fumbles-Lost	2-2	1-0
Penalties-Yards	12-103	5-56
Time of Possession	30:44	29:16

Individual Rushing Leaders (Att-Yds-TD)

Carolina - Hood 17-115-2, M. Williams 12-101-3, Logan 4-25-1, Brunson 4-10-1
 Miami - Yearby 13-74-0, Walton 12-40-0, Gray 3-20-1, Kaaya 3-(-22)-1

Individual Passing Leaders (Comp-Att-INT)

Carolina - Williams 11-16-0; 105 yards, 1 TDs, Trubisky 5-5-0; 84 yards, 0 TDs
 Miami - Kaaya 24-43-1; 326 yards, 1 TD

Individual Receiving Leaders

Carolina - Fieulleateau 4-74, Davis 3-33, Hollins 1-32, Washington 2-22
 Miami - Coley 5-58, Yearby 4-79, Walton 4-52, Herndon 3-51, Njoku 1-32



Carolina 30, Virginia Tech 27
Nov. 21, 2015 • Lane Stadium
Blacksburg, Va.

BLACKSBURG, Va. (AP) — Marquise Williams hit Quinshad Davis with a 5-yard pass in overtime and No. 12 North Carolina spoiled coach Frank Beamer's final home game at Virginia Tech with a 30-27 victory on Saturday.

The Tar Heels (10-1, 7-0 ACC, No. 17 CFP) won their 10th in a row and clinched the Coastal Division title, and did so despite blowing a 14-point lead in the final three minutes of regulation.

Virginia Tech (5-6, 3-4) tied the game on Michael Brewer's 4-yard, fourth-down pass to Isaiah Ford with 1:07 remaining, but the Hokies had to settle for a field goal to begin the overtime.

Williams then hit Ryan Switzer for 18 yards on the Tar Heels' first play, and after two runs and a false start penalty put them at the 5, Williams hit Davis, who beat Terrell Edmunds in the right corner of the end zone.

Elijah Hood turned two Virginia Tech turnovers into four quarter touchdowns as the Tar Heels opened a 24-10 lead, sending some fans heading for the exits when Brewer was intercepted a second time.

The Hokies, though, used a takeaway of their own to pull within 24-17 with 2:54 left on Brewer's 8-yard scoring pass to Bucky Hodges, and then got Williams fumble on a sack by Luther Maddy.

Brewer then hit Isaiah Ford for 36 yards to the Tar Heels' 12, and after two runs and an incomplete pass gave them a fourth-and-2 at the North Carolina 4, Brewer hit a sliding Ford for the tying touchdown.

The Hokies tried to give Beamer a win in the final home game of his 29-year career. They shut down the ACC's most potent offense for three quarters, but hurt themselves with late turnovers.

The Tar Heels came in having scored 125 points in their last two games. They were second in the league with an average of 495 yards of offense, but managed just 193 in three quarters.

After falling behind 10-3, missing a field goal and squandering a good scoring opportunity after forcing the Tar Heels' first turnover in four games, the Hokies put together their best drive of the day.

Carolina	7	0	3	14	6	- 30
Virginia Tech	0	3	7	14	3	- 27

NC - Marquise Williams 18 yd run (Weiler kick) (11:19, 1st)
 VT - Joey Slye 32 yd FG (10:50, 2nd)
 NC - Nick Weiler 20 yd FG (8:16, 3rd)
 VT - Michael Brewer 3 yd run (Slye kick) (3:44, 3rd)
 NC - Elijah Hood 13 yd run (Weiler kick) (13:32, 4th)
 NC - Elijah Hood 7 yd run (Weiler kick) (7:56, 4th)
 VT - Hodges 8 yd pass from Brewer (Slye kick) (2:54, 3rd)
 VT - Ford 4 yd pass from Brewer (Slye kick) (1:07, 4th)
 VT - Joey Slye 41 yd FG (OT)
 NC - Davis 5 yd pass from Williams (OT)

	NC	VT
First Downs	22	22
Rushes-Yards	47-240	47-130
Passing Yards	205	273
Comp-Att-Int	13-26-0	20-35-2
Plays-Total Yards (Avg)	73-445 (6.1)	82-403 (4.9)
Punts (Avg)	8 (40.1)	6 (34.0)
Fumbles-Lost	6-3	1-1
Penalties-Yards	9-60	6-54
Time of Possession	26:34	33:26

Individual Rushing Leaders (Att-Yds-TD)

Carolina - Hood 17-115-2, Williams 18-74-1, Logan 10-55-0
 Virginia Tech - McMillian 21-80-0, Rogers 12-52-0

Individual Passing Leaders (Comp-Att-INT)

Carolina - Williams 13-26-0; 205 yards, 1 TD
 Virginia Tech - Brewer 20-35-2; 273 yards, 2 TDs

Individual Receiving Leaders

Carolina - Switzer 4-46, Fritts 3-63, Davis 3-42, Proehl 1-32, Hollins 1-20
 Virginia Tech - Ford 8-155, Hodges 6-44, Phillips 3-31, Rogers 2-36



Carolina 45, NC State 34
Nov. 28, 2015 • Carter Finley Stadium
Raleigh, N.C.

RALEIGH, N.C. — North Carolina coach Larry Fedora spent all season dangling two goals in front of his players: an Atlantic Coast Conference division title as well as a mythical state championship by sweeping their in-state opponents.

A week after accomplishing the first, the No. 11 Tar Heels took care of the second with a dominating start on the road against a longtime nearby rival.

Elijah Hood and T.J. Logan ran for touchdowns in a 35-point first quarter, helping UNC beat North Carolina State 45-34 on Saturday for its 11th straight win.

Hood finished with a career-high 220 yards rushing and two touchdowns to lead UNC (11-1, 8-0 ACC, No. 14 CFP), which had already wrapped up the Coastal Division title and a trip to next week's ACC championship game to play No. 1 Clemson.

UNC certainly came out with an edge, driven by memories of last year's 35-7 loss in which the Wolfpack physically beat up the Tar Heels and ran for 388 yards.

UNC had that score reversed by the end of the first quarter. Logan scored on runs of 42 and 40 yards, while Hood had a 39-yard run before scoring from a yard out in that opening avalanche.

Gaping rushing lanes. Downfield matchups in the passing game. Personnel mismatches. UNC won them all in that opening quarter, running for 214 yards and totaling 308 yards on the way to 553 for the game.

UNC also got TD catches from Quinshad Davis and Mack Hollins, tying the program's single-quarter scoring record. That was too big of a hole for the Wolfpack (7-5, 3-5), who managed to slow the Tar Heels' early run but never recovered.

Jacoby Brissett threw for two touchdowns and ran for two more for N.C. State, which put together a couple of long drives in the second quarter to finally slow the Tar Heels' pedal-to-the-floor start.

They earned their first 8-0 mark in ACC play. They became only the fourth team to match the program single-season record of 11 wins, last set in 1997 in Mack Brown's final season before taking over at Texas.

More recently, it marked the first time UNC has swept the rest of the "Big Four" — North Carolina-based ACC teams Duke, N.C. State and Wake Forest — in the same season since 2004.

Carolina	35	0	0	10	- 45
NC State	7	7	9	11	- 34

NC - Davis 5 yd pass from Trubisky (Weiler kick) (12:41, 1st)
 NC - T.J. Logan 42 yd run (Weiler kick) (9:06, 1st)
 ST - Jacoby Brissett 4 yd run (Bambard kick) (5:41, 1st)
 NC - Hollins 53 yd pass from Williams (Weiler kick) (4:47, 1st)
 NC - T.J. Logan 40 yd run (Weiler kick) (1:48, 1st)
 NC - Elijah Hood 1 yd run (Weiler kick) (00:51, 1st)
 ST - Grinnage 16 yd pass from Brissett (Bambard kick) (00:49, 2nd)
 VT - Kyle Bambard 25 yd FG (9:59, 3rd)
 ST - Jacoby Brissett 3 yd run (Brissett run failed) (3:46, 3rd)
 NC - Elijah Hood 1 yd run (Weiler kick) (14:29, 4th)
 ST - Kyle Bambard 34 yd FG (9:35, 4th)
 NC - Nick Weiler 38 yd FG (5:35, 4th)
 ST - Grinnage 20 yd pass from Brissett (Cherry pass from Brissett) (01:51, 4th)

	NC	ST
First Downs	25	28
Rushes-Yards	41-374	52-308
Passing Yards	179	206
Comp-Att-Int	20-31-1	17-37-1
Plays-Total Yards (Avg)	72-553 (7.7)	89-514 (5.8)
Punts (Avg)	1 (33.0)	4 (43.5)
Fumbles-Lost	3-2	0-0
Penalties-Yards	3-30	7-72
Time of Possession	24:00	36:00

Individual Rushing Leaders (Att-Yds-TD)

Carolina - Hood 21-220-2, M. Williams 10-53-0, Logan 6-100-2
 NC State - Brissett 20-128-2, Gallaspy 14-77-0, Hines 9-39-0

Individual Passing Leaders (Comp-Att-INT)

Carolina - Williams 19-31-1; 174 yards, 1 TD, Trubisky 1-1-0; 5 yards, 1 TD
 NC State - Brissett 17-37-1; 206 yards, 2 TDs

Individual Receiving Leaders

Carolina - Switzer 8-38, Davis 4-33, Hollins 3-65, Howard 3-28
 NC State - Samuels 6-97, Grinnage 2-36, Locklear 2-25, Hines 2-23, Trowell 2-11

CAROLINA FOOTBALL 2015 NOTES & CHARTS



Clemson 45, Carolina 37
Dec. 5, 2015 • Bank of America Stadium
Charlotte, N.C.



CHARLOTTE (AP) —Heisman Trophy hopeful Deshaun Watson threw for three touchdowns and ran for two more as No. 1 Clemson stayed unbeaten — perhaps helped by a disputed call — by holding off eighth-ranked North Carolina 45-37 Saturday night in the ACC championship game.

Watson's 420 total yards and five total touchdowns set ACC championship game records and assures the Tigers (13-0) a spot in the College Football Playoff.

It didn't come without some suspense.

North Carolina's Ryan Switzer hauled in his second TD catch of the game with 1:13 left to cut Clemson's lead to eight and threaten the Tigers.

The Tar Heels appeared to recover the onside kick, but were called for being offside — although replays didn't show any player in a blue jersey being offside — and had to kick again. The Tar Heels attempted another onside kick and this time Clemson recovered and ran out the clock.

"I had a chance to look at it and they missed it. They were wrong. That's all I'm going to say about it. They were wrong," UNC coach Larry Fedora said.

Wayne Gallman ran for 185 yards on 27 carries and scored two touchdowns and Artavis Scott had seven catches for 96 yards and a score.

Marquise Williams threw for 224 yards and three touchdowns and also ran for 81 yards and a score for the Tar Heels (11-2, No. 10 CFP), who were trying to win their first ACC title in 35 years.

The Tar Heels trailed 42-30 midway through the fourth quarter and were looking to make it a one-possession game when Clemson defensive end Shaq Lawson sacked Williams and forced a fumble that teammate Austin Bryant recovered. That led to a field goal and 45-30 lead.

Clemson's lead might have been bigger had it not been for a curious decision by Tigers punter Andy Teasdall, who decided to take matters into his own hand and take off running on fourth-and-15 at his own 30.

The Tar Heels took advantage right away, quickly moving 34 yards in four plays with Williams finding Switzer in the back of the end zone for a 3-yard touchdown pass to give the Tar Heels a 16-14 lead.

Carolina	9	7	7	14	- 37
Clemson	7	14	14	10	- 45

NC - Nick Weiler 30 yd FG (8:45, 1st)
 CU - Gallman 16 yd pass from Watson (Lakip kick) (5:14, 2nd)
 NC - Logan 46 yd pass from Williams (Mangili pass failed) (1:44, 2nd)
 CU - Deshaun Watson 9 yd run (Lakip kick) (10:35, 2nd)
 NC - Switzer 3 yd pass from Williams (3:52, 2nd)
 CU - Leggett 1 yd pass from Watson (00:02, 2nd)
 CU - Wayne Gallman 3 yd run (Lakip kick) (7:55, 3rd)
 CU - Scott 35 yd pass from Watson (Lakip kick) (4:58, 3rd)
 NC - Marquise Williams 1 yd run (Weiler kick) (1:39, 3rd)
 CU - Deshaun Watson 2 yd run (Lakip kick) (11:34, 4th)
 NC - Elijah Hood 2 yd run (Weiler kick) (9:54, 4th)
 CU - Greg Huegel 27 yd FG (2:19, 4th)
 NC - Switzer 17 yd pass from Williams (Weiler kick) (1:13, 4th)

	NC	CU
First Downs	37	45
Rushes-Yards	32-142	56-319
Passing Yards	240	289
Comp-Att-Int	12-35-1	26-42-1
Plays-Total Yards (Avg)	67-382 (5.7)	98-608 (6.2)
Punts (Avg)	6 (41.5)	5 (39.8)
Fumbles-Lost	2-1	2-0
Penalties-Yards	6-44	11-80
Time of Possession	21:04	38:56

Individual Rushing Leaders (Att-Yds-TD)

Carolina - Hood 14-65-1, Williams 17-81-1
 Clemson - Gallman 28-187-1, Watson 24-131-2

Individual Passing Leaders (Comp-Att-INT)

Carolina - Williams 11-33-1; 224 yards, 2 TDs
 Clemson - Watson 26-42-1; 289 yards, 3 TDs

Individual Receiving Leaders

Carolina - Davis 3-73, Switzer 3-41, Hollins 2-41, Logan 1-46, Fritts 1-27
 Clemson - Scott 7-96, Gallman 4-68, Peake 4-40, McCloud 3-27, Leggett 3-24, Renfrow 3-22



VS.



ACC

STATISTICAL COMPARISON

NORTH CAROLINA	OVERALL RECORD	BAYLOR
11-2	Conference Record	9-3
8-1	Home Record	6-3
7-0	Road Record	4-2
4-0		4-1

532	SCORING	576
40.9	Points Per Game	48.0

307	FIRST DOWNS	345
136	Rushing	190
143	Passing	138
28	Penalty	17

2,898	RUSHING YARDAGE	3,602
3,111	Yards Gained Rushing	3,822
213	Yards Lost Rushing	220
5.9	Average Yards Per Rush	5.7
222.9	Average Yards Per Game	300.2
38	Rushing TDs	34

3,432	PASSING YARDAGE	3,653
239-373-9	Att-Comp-Int	219-317-12
9.2	Average Yards Per Pass	9.8
14.4	Average Yards Per Catch	16.7
264.0	Average Yards Per Game	304.4
28	Passing TDs	44

6,330	TOTAL OFFENSE	7,255
864	Total Plays	1,001
7.3	Average Yards Per Play	7.2
486.9	Average Yards Per Game	604.6

29-579	KICKOFF RETURNS: #-YARDS	29-657
20.0	Kickoff Return Average	22.7

23-303	PUNT RETURNS: #-YARDS	15-64
13.2	Punt Return Average	4.3

16-196	INTERCEPTION RETURNS: #-YARDS	13-113
12.2	Interception Return Average	8.7

25-8	FUMBLES-LOST	21-13
75-616	PENALTIES-YARDS	107-926

47.4	Average Yards Per Game	77.2
42-1,595	PUNTS-YARDS	42-1,684

38.0	Average Yards Per Punt	40.1
25:27	TIME OF POSSESSION/GAME	27:06

71/151	3RD-DOWN CONVERSIONS	81/178
47%	3rd-Down Conversion Percentage	46%

7/12	4TH-DOWN CONVERSIONS	24/34
58%	4th-Down Conversion Percentage	71%

23-132	SACKS BY-YARDS	29-207
68	TOTAL TOUCHDOWNS SCORED	79

19-22	FIELD GOALS-ATTEMPTS	8-13
63-63	PAT ATTEMPTS	76-76

14-17	ALL-TIME BOWL RECORD	10-11
2014 Quick Lane Bowl	Last Bowl Appearance	2014 Cotton Bowl

NORTH CAROLINA TAR HEELS

2015 RESULTS (11-2, 8-1 ACC Coastal)

Date	Opponent	Result
Sept. 3	vs. South Carolina	L, 17-13
Sept. 12	N.C. A&T	W, 53-14
Sept. 19	Illinois	W, 48-14
Sept. 26	Delaware	W, 41-14
Oct. 3	at Georgia Tech	W, 38-31
Oct. 17	Wake Forest	W, 50-14
Oct. 24	Virginia	W, 26-13
Oct. 29	at No. 23 Pittsburgh	W, 26-19
Nov. 7	Duke	W, 66-31
Nov. 14	Miami	W, 59-21
Nov. 21	at Virginia Tech	W, 30-27 (OT)
Nov. 28	at NC State	W, 45-34
Dec. 5	vs. No. 1 Clemson	L, 45-37

Location: Chapel Hill, N.C.
Enrollment: 29,135
Athletic Director: Bubba Cunningham

Founded: 1789
Chancellor: Carol L. Folt

COACHING STAFF

Larry Fedora - Head Coach
Gunter Brewer - Co-Offensive Coordinator/Wide Receivers
Gene Chizik - Defensive Coordinator
Keith Heckendorf - Quarterbacks/Recruiting Coordinator
Lou Hernandez - Head Strength & Conditioning Coach
Chris Kaporovic - Co-Offensive Coordinator/Offensive Line
John Papuchis - Linebackers Coach
Larry Porter - Running Backs/Special Teams Coordinator
Tray Scott - Defensive Line
Charlton Warren - Defensive Backs Coach
Andrew Mitchell - Graduate Assistant Coach
Cameron O'Neal - Graduate Assistant Coach
Jonathan Rutledge - Graduate Assistant Coach
Ryan Sims - Graduate Assistant Coach

BAYLOR BEARS

2015 RESULTS (9-3, 6-3 Big 12)

Date	Opponent	Results
Sept. 4	at SMU	W, 56-21
Sept. 12	Lamar	W, 66-31
Sept. 26	Rice	W, 70-17
Oct. 3	vs. Texas Tech	W, 63-35
Oct. 10	at Kansas	W, 66-7
Oct. 17	West Virginia	W, 62-38
Oct. 24	Iowa State	W, 45-27
Nov. 5	at Kansas State	W, 31-24
Nov. 14	Oklahoma	L, 44-34
Nov. 21	at Oklahoma State	W, 45-35
Nov. 27	at TCU	L, 28-21 (2OT)
Dec. 5	Texas	L, 23-17

Location: Waco, Texas
Enrollment: 16,263
Athletic Director: Ian McCaw

Founded: 1845
President: Ken Starr, JD

COACHING STAFF

Art Briles - Head Coach
Phil Bennett - Defensive Coordinator
Kendal Briles - Offensive Coordinator (Quarterbacks)
Jeff Lebby - Passing Game Coordinator (Running Backs)/Off. Recruiting Coord.
Randy Clements - Running Game Coordinator (Off. Line)
Cris Dishman - Assistant Coach (Safeties)
Chris Achuff - Assistant Coach (Defensive Line)
Carlton Buckels - Assistant Coach (Cornerbacks)
Jim Gush - Assistant Coach (Linebackers)/Def. Recruiting Coord.
Tate Wallis - Assistant Coach (Receivers)

NORTH CAROLINA ATHLETIC COMMUNICATIONS



KEVIN BEST
Asst. AD for
Communications

919-962-8916 (office)
919-619-7020 (cell)
kbest@unc.edu



BOBBY HUNDLEY
Assistant
Communications Director

919-843-5678 (office)
919-428-0893 (cell)
bhundley@unc.edu

Best and Hundley will arrive with the team in Orlando on Dec. 26.

TEAM HEADQUARTERS

Hyatt Regency
9801 International Drive
Orlando, FL 32819
(407) 284-1234

OFFICIAL MEDIA HEADQUARTERS HOTEL

Rosen Plaza Hotel
9700 International Drive
Orlando, FL 32819
(407) 996-9700

Russell Athletic Bowl Media Contact

Greg Creese
Director of Communications
Florida Citrus Sports
One Citrus Bowl Place
Orlando, FL 32805
(407) 513-1617
gcreese@fcsports.com

BAYLOR ATHLETIC COMMUNICATIONS

Heath Nielsen
Associate Athletic Director for Communications
heath_nielsen@baylor.edu
254-709-4237

MEDIA INFORMATION

NORTH CAROLINA TRAVEL:

The North Carolina football team will travel to Orlando on Thursday, December 24, and will stay at The Hyatt Regency on International Drive.

MEDIA CREDENTIALS/HOTEL RESERVATIONS:

Members of the media who wish to cover the Russell Athletic Bowl may apply for credentials by visiting the media page at www.sportssystem.com/russellathleticbowl. Credential changes will not be allowed unless made more than 48 hours prior to gameday.

Registration/Credential Pickup

Media registration for the Russell Athletic Bowl will be located in the Green Room on the lobby level of the Rosen Plaza Hotel. At registration, media who have been approved to cover the game will receive their credential, and parking pass (if applicable). (Credentials will not be mailed). Registration hours are as follows:

Saturday, Dec. 26	1:00 p.m. - 5:00 p.m.
Sunday, Dec. 27	10:00 a.m. - 5:00 p.m.
Monday, Dec. 28	10:00 a.m. - 5:00 p.m.
Gameday, Dec. 29#	10:00 a.m. - 1:00 p.m.

#If you do not pick up your credentials prior to 1:00 p.m. the day of the game, they will be available at Media Will Call, located at the stadium's NW corner, near Gate F, starting three hours prior to kickoff. If you have been approved for a parking pass, you MUST pick it up prior to gameday).

NORTH CAROLINA SCHEDULE (subject to change): Carolina bowl practices will be held in Orlando

Thursday, Dec. 24

- 10 a.m. - Team departs for Orlando International Airport
- 1 p.m. - Team arrival at the Hyatt Regency

Friday, Dec. 25

- UNC Practice at The First Academy, 2:30-4:30 pm (no media availability)

Saturday, Dec. 26

- 9 a.m. - Give Kids The World Village visit (media welcome)
- UNC Practice at The First Academy, 2:50-4:50 pm (coaches and players available after practice by request)

Sunday, Dec. 27

- UNC Practice at The First Academy, 11:30 am-1 pm (coaches and players available after practice by request)

Monday, Dec. 28

- UNC Practice - TBD (no media availability)
- 11 a.m. - Russell Athletic Bowl Kickoff Press Conference
- Noon - Russell Athletic Bowl Kickoff Luncheon
- 4 p.m. - Russell Athletic Bowl Pep Rally

Tuesday, Dec. 29:

Russell Athletic Bowl kickoff, 5:30 p.m.

OTHER MEDIA OPPORTUNITIES: Media are welcome to follow the Tar Heels throughout the week at the bowl activities. Any requests should be directed to Kevin Best or Bobby Hundley with UNC.

POSTGAME INTERVIEWS: Carolina's locker room is closed following the game. The losing coach will be brought to the interview room first. The winning coach and team will be on the field for a trophy presentation. The winning coach and at least one player will be brought to the press conference room

